

Panasonic

Smart Buildings, Smart Choices
Panasonic Building Automation Systems





INTRODUCTION

- 5** 1. WHAT IS KNX?
- 8** 2. BENEFITS OF KNX
- 13** 3. KNX SECURE: Your Digital Fortress
- 15** 4. KNX APPLICATION AREAS

PRODUCTS

- 37** POWER SUPPLIES
- 43** ACTUATORS
- 55** INPUT MODULES
- 69** GATEWAYS
- 77** AUTOMATION SWITCHES
- 89** THERMOSTATS
- 97** FRAMES AND COVERS
- 123** MULTIFUNCTIONAL AUTOMATION SWITCHES: MULTIS
- 129** DETECTORS
- 143** KNX SYSTEM DEVICES
- 165** TOUCH PANEL
- 171** ROOM CONTROLLER



WHAT IS KNX?

When All Systems Speak the Same Language...

KNX is the world's most widely adopted open standard for building automation. The KNX protocol brings together lighting, heating, cooling, ventilation, blind and shutter control, security, and multimedia systems under a single platform, acting as the central nervous system of a building. Its flexibility makes it equally suitable for small residential installations and large-scale commercial projects. Supported by over 500 manufacturers, the KNX ecosystem is built for longevity and modularity, allowing devices from different brands to work side by side and systems to grow with new products over time.

Easy configuration through ETS software, intuitive control options, and advanced energy optimization make KNX the backbone of modern buildings. Panasonic KNX solutions bring all the strengths of this powerful standard together with a commitment to engineering excellence.



Lighting



Monitoring Systems



Blind - Shutter



Remote Access



Security Systems



Intercom



Heating, Ventilation, Air Conditioning (HVAC) Control



Concierge

Panasonic

R & D CENTERS

USA

- Panasonic Corporation of North America R&D

INDIA

- Panasonic India Innovation Center
- Panasonic India Appliances Company, AP India R&D Center

TÜRKİYE

- Panasonic Electric Works Türkiye R&D Center

CHINA

- China & Northeast Asia R&D Center
- Panasonic R&D Center Suzhou Co., Ltd.
- Panasonic Appliances (China) Co., Ltd.
- Panasonic Software Development Center Dalian Co., Ltd.
- Panasonic Automotive Systems (China) Co., Ltd.
- Panasonic Industry (China) Co., Ltd. China Technology Center.

JAPAN

- Kanto Area (Tokyo Site, Yokohama Site)
- Kansai Area (Osaka Site, Shiga Site)
- Kyushu Area (Fukuoka Site)

EUROPE

- Panasonic R&D Center Germany GmbH
- Panasonic Langen Development Center
- Integrated Digital Service Center
- Panasonic IMEC Center
- Panasonic HVAC Group Europe GmbH - Italian Branch

ASIA

- Panasonic R&D Center Singapore (Division of Panasonic Asia Pacific)
- Panasonic R&D Center Vietnam
- Panasonic Appliances Air-Conditioning R&D Malaysia
- Panasonic Industrial Devices Singapore - Singapore Technology Center
- Panasonic Appliances R&D Center Asia Pacific
- Panasonic Appliances R&D Center Singapore

Panasonic and KNX

A Legacy of Excellence, Technology for the Future

Since 1918, Panasonic has been at the forefront of innovation, shaping technology standards across the globe. With an extensive R&D network and strong manufacturing capabilities, the company continues to develop outstanding solutions for building automation.

A member of the KNX Association since 2009, Panasonic Electric Works Türkiye delivers comprehensive automation solutions that enhance comfort, energy efficiency, and security across residential and commercial projects. Panasonic KNX series provides integrated, reliable, and aesthetically refined solutions for residential, hospitality, office, and commercial applications.

All products are certified by the international KNX Association and undergo rigorous quality testing before reaching the market. Panasonic KNX solutions bring together durability, energy efficiency, and an elevated user experience, setting a new standard for luxury, comfort, and security in modern living spaces.

Panasonic's vision goes beyond technical compliance in building automation; it aims to raise the bar in design aesthetics and sustainability as well. The KNX product portfolio developed with this philosophy offers long-lasting solutions that can be confidently specified for any project.

Benefits of KNX



Enhanced Security
Integration of alarm, sensor, and monitoring systems raises overall security to a higher level.



Scalability for Any Needs
An open protocol architecture enables seamless integration with devices and systems from different manufacturers.

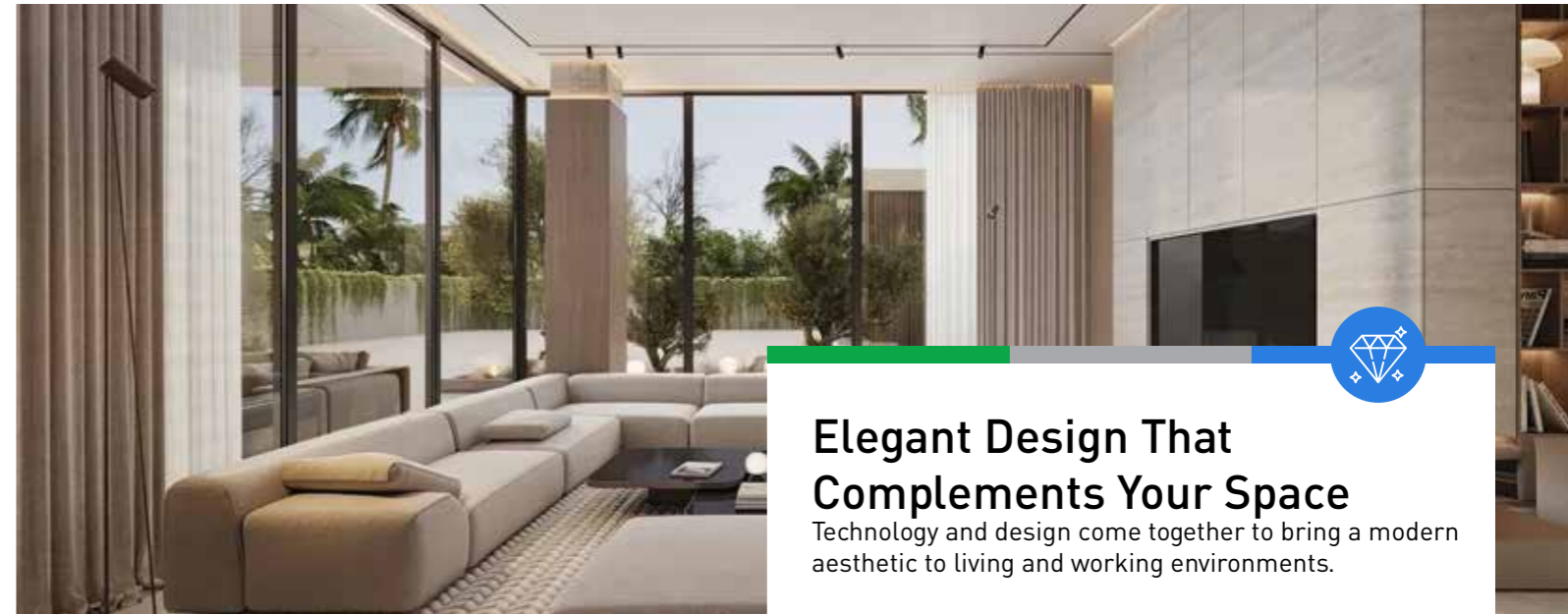


Energy Savings
Lighting, heating, and blind/shutter systems operate according to pre-set scenarios, eliminating unnecessary energy consumption.



Data-Driven Optimization
Usage data collected from the system enables performance analysis and continuous improvement.

Benefits of KNX



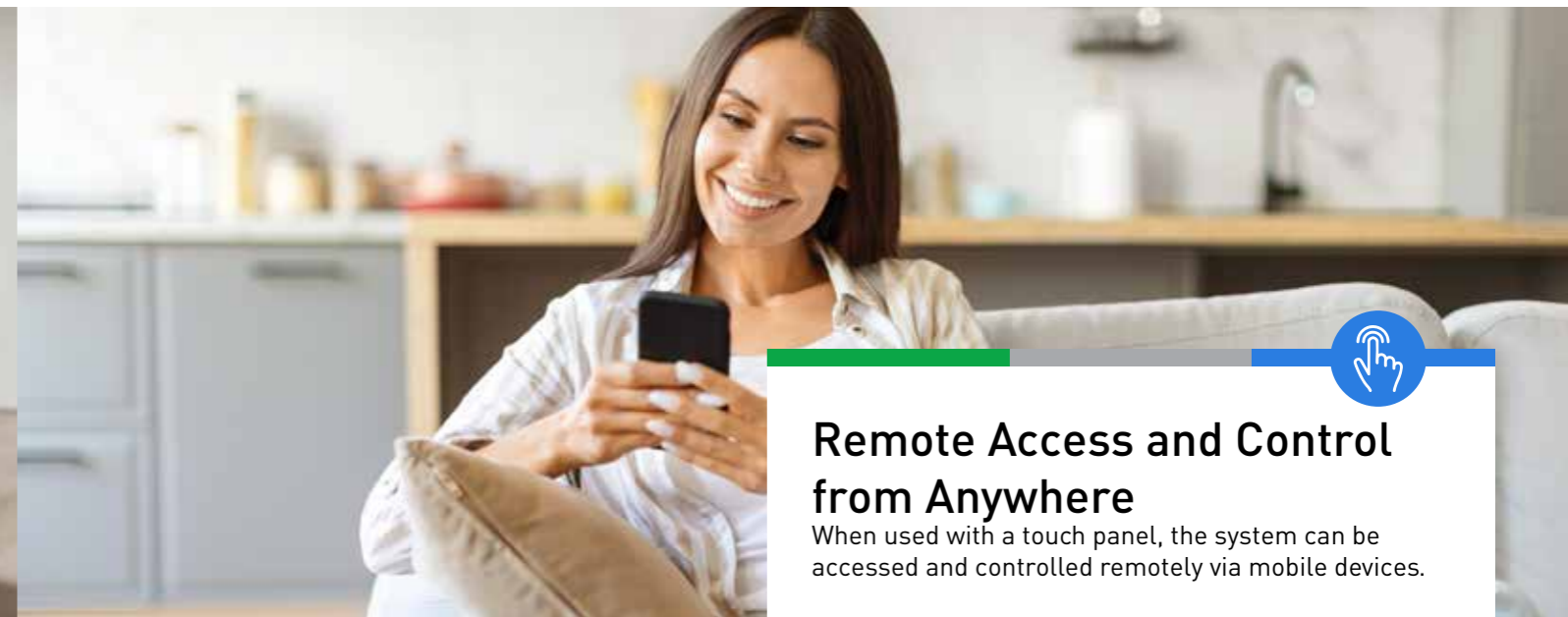
Elegant Design That Complements Your Space

Technology and design come together to bring a modern aesthetic to living and working environments.



Greater Comfort Through Smart Controls

Lighting, blinds/shutters, climate control, security, energy management, multimedia, and access control systems are all managed from a single point.



Remote Access and Control from Anywhere

When used with a touch panel, the system can be accessed and controlled remotely via mobile devices.



Healthier and More Productive Interiors

Environmental factors such as light, temperature, and air quality are automatically balanced to create optimal indoor conditions.



Higher Property Value

Building automation modernizes a property and increases its investment value.



KNX Secure: Your Digital Fortress

As smart buildings grow more connected, cybersecurity becomes a fundamental requirement rather than an afterthought. KNX Secure addresses this by encrypting all data communication within building automation systems, providing robust protection against unauthorized access and cyber threats. Panasonic offers a product range built on KNX Secure technology, delivering this protection at every level of the system.


Only verified devices and users can connect to the network, thanks to built-in encryption and authentication mechanisms. This makes KNX Secure especially critical in hotel and commercial projects where data integrity cannot be compromised. All Panasonic KNX Secure products meet international security standards and are configured through ETS.

With KNX Secure, building automation infrastructure is built to last and ready for the demands of tomorrow, backed by a trusted and resilient ecosystem.



KNX Application Areas

Panasonic KNX solutions redefine the standard for smart automation with a modular infrastructure that adapts to any building type and integrates seamlessly across systems. From residential to commercial, hospitality to healthcare, they deliver the right balance of control, efficiency, and comfort for every segment.



Residential Projects

Panasonic KNX systems bring energy savings, security, and personalized comfort together on a single platform for modern homes. Every living space can be managed from one control point, making smart living part of the daily routine.

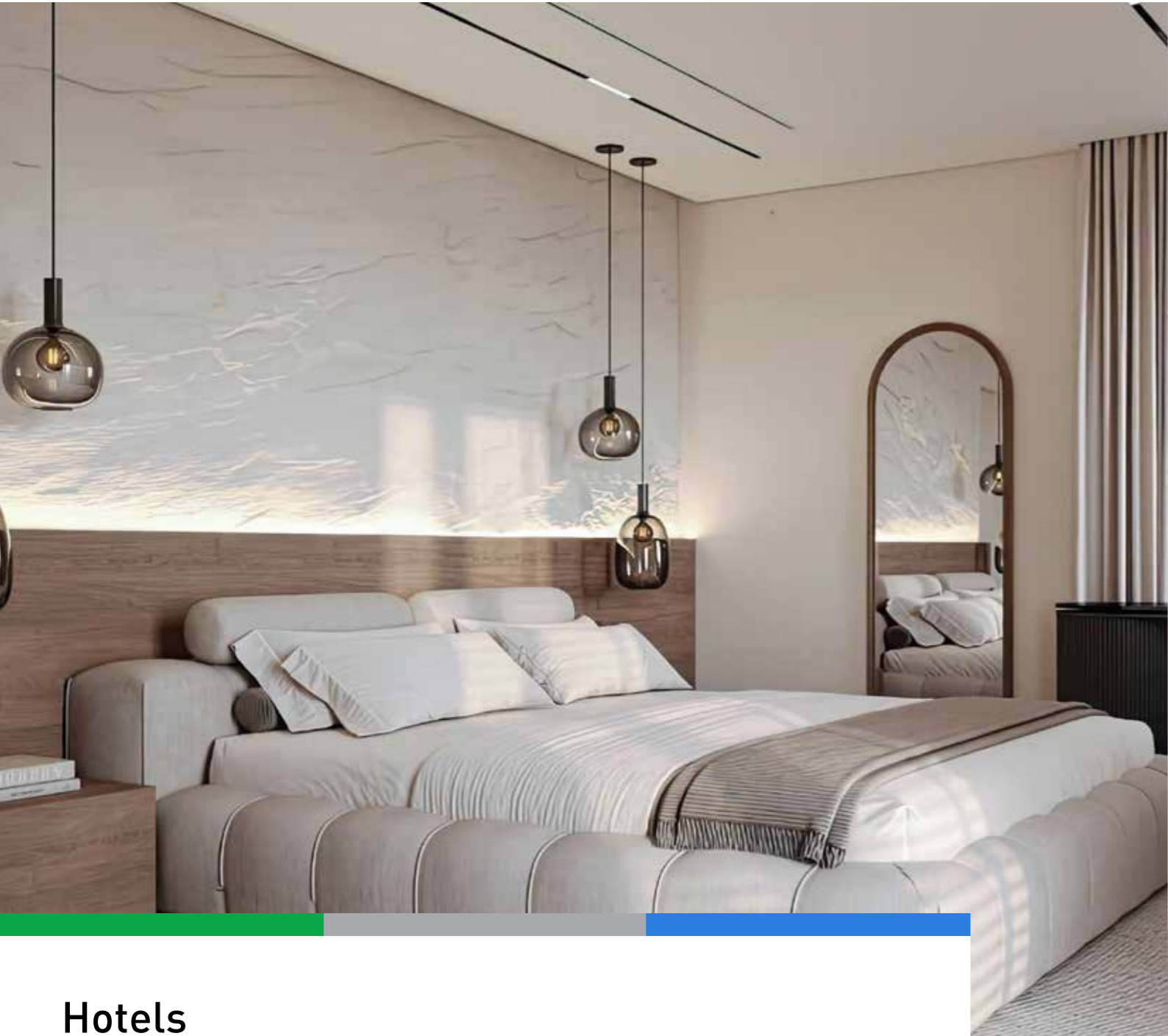
Lighting, heating, and blind/shutter systems work together through pre-set scenarios. When a "Welcome Home" scene is activated, for example, exterior lights turn on, hallways dim to a soft level, and the living room reaches the desired temperature. Door and window contacts work in sync with the security system, and devices switch off automatically when the home is vacant. Through mobile apps, residents stay in full control of comfort and security even when away.



Office and Commercial Spaces

Panasonic KNX systems unify comfort, energy efficiency, and sustainable operations under a single platform for offices and commercial buildings. Employee wellbeing is maintained while building managers monitor energy use and security with ease.

Automated lighting and daylight sensors eliminate unnecessary energy consumption. Central climate control systems activate according to working hours and offer individual control in meeting rooms. Security and energy management are handled from a single point. The KNX Secure protocol safeguards data flow, ensuring both comfort and operational efficiency across the workspace.



Hotels

In hospitality, the guest experience defines the brand. Panasonic KNX solutions maximize in-room comfort while improving the efficiency of day-to-day operations. Guests can effortlessly control lighting, climate, and blinds/shutters through in-room touch panels or mobile apps.

Upon arrival, a welcome scene activates automatically: the room reaches the ideal temperature, blinds/shutters open, and lighting comes on at a warm, gentle level. Reception and management teams can monitor all rooms from a central platform and access real-time energy reports. Energy management modules automatically reduce consumption in unoccupied rooms. KNX Secure protects both guest and operational data. Panasonic hotel automation solutions set a new standard for luxury while keeping operational costs in check.



Healthcare Facilities

In hospitals, clinics, and care centers, automation must go beyond comfort to support critical operational safety. Panasonic KNX systems provide an integrated infrastructure that covers lighting and climate control while actively supporting hygiene and safety standards. Temperature and humidity in patient rooms are managed automatically, keeping energy efficiency high throughoutly.

In common areas, motion sensors enable touchless automatic lighting. In emergency situations such as fire or security alerts, evacuation lighting activates instantly. Touch panel solutions allow staff to respond quickly when it matters most. Panasonic KNX systems deliver both operational excellence and patient comfort in healthcare environments.



Educational Buildings

Panasonic KNX systems bring together an effective learning environment, low energy consumption, and safe space management on a single platform for educational institutions, from classrooms to conference halls.

Timer-based lighting schedules and smart sensors reduce energy use in unoccupied rooms. Scene control solutions automate projection screen deployment, blind/shutter adjustment, and lighting settings in a single touch during presentations. All systems operate under data protection through the KNX Secure protocol. Panasonic KNX systems create modern, sustainable, and high-comfort environments for educational institutions.



GENERAL ADVANTAGES



Modular KNX architecture adaptable to any project



Full-scale integration



Remote access support



Automation algorithms for energy efficiency



International KNX certification backed by Panasonic's engineering quality



Advanced security infrastructure through the KNX Secure protocol

Kullanıcı Arayüzü

Panasonic ile artık tüm binalar daha akıllı... Aydınlatmadan iklimlendirmeye, perde-panjur kontrolünden güvenlik sistemlerinin entegrasyonuna kadar uzanan çözümleriyle Panasonic; konutlardan otellere, okullardan hastanelere ve iş merkezlerine kadar her alanda çok yönlü çözümler sunar.



Multis



Termostat
+ KNX Anahtarlar
+ Inox Çerçeve



KNX Anahtarlar
+ Açık Yeşil Çerçeve



KNX Anahtarlar
+ Bordo Çerçeve



KNX Anahtarlar
+ Inox Çerçeve



KNX Anahtarlar
+ Siyah Çerçeve



Dokunmatik Panel Her Şey Parmaklarınızın Ucunda

Duvara monte edilen tablet PC tasarımıyla Panasonic Dokunmatik Panel, akıllı bina otomasyonu için özel olarak geliştirilmiştir. Kullanıcıya özel özelleştirilebilen arayüzü sayesinde ev veya iş yerinizdeki tüm kontrol noktalarına tek ekrandan erişim sağlar.

- KNX cihazlarının kontrolü
- IP kamera bağlantısı
- Senaryo yönetimi
- Akıllı telefon ve tablet entegrasyonu



Çerçeveler

Ultima, Sistema, Slenda ve Optima serileriyle farklı zevklere hitap eden seçkin bir çerçeve koleksiyonu... Cam, metal, eloksal ve ahşap alternatifleriyle Ultima; krom, altın, antik ve una serileriyle Sistema; beyaz, krem ve modern renk tonlarıyla Optima ve Slenda yaşam alanlarınıza dekoratif bir değer katar.

Kapaklar

Renklerin gücü, İtalyan tarzıyla birleşti... Farklı renkteki anahtar modülleri, özgün tasarımlarla bir araya gelerek seçim yapmayı zorlaştıracak kadar güçlü estetik kombinasyonlar sunar.

Modüler Mekanizmalar

Her ihtiyaca yanıt veren esnek çözümler... Anahtar, priz, TV/DATA, dimmer ve elektronik mekanizmalar kullanım alışkanlıklarınıza uygun şekilde tasarlandı. Maksimum kullanıcı memnuniyeti için dayanıklı, uzun ömürlü ve güvenilir.

Modüler Tesisat Kutuları ve Montaj Çerçeveleri

Her duvarda kusursuz uyum... Beton veya alçıpan duvarlara uygun halojensiz modüler kutular ve kolay kurulum sağlayan montaj çerçeveleri ile Panasonic Modüler Serisi, kusursuz bir bütünlük oluşturur.



Uzaktan Erişim Her An, Her Yerde...

Akıllı telefonunuz, dokunmatik panelin bir uzantısı gibi çalışır. Aydınlatma, panjur ve iklimlendirme sistemlerini tek dokunuşla yönetebilirsiniz. Dilerseniz dışarıdayken de sisteme bağlanarak eve dönmeden önce ortam sıcaklığını ayarlayabilir, ışıkları kapatabilir ya da istediğiniz senaryoyu devreye alabilirsiniz.



Key Features


Lighting Control



Panasonic
KNX Power Supply
- 320 mA PS132



Panasonic
KNX Power Supply
- 640 mA PS164



Secure Mix Actuator



COLLECTIVE CONTROL

Switch all the lights in your home on or off with a single touch. Whether you are leaving or arriving, it brings speed, convenience, and security in one action.



AMBIANCE CONTROL

Set the light level exactly as you like it. KNX-based control via 1-10 V or DALI delivers the right light for every setting. The DALI Gateway brings two powerful standards together in one system.



LIGHTING SCENES

Create different lighting moods at the touch of a button. Relaxation, meetings, guest mode and more. Scenes add a personal touch to every space.

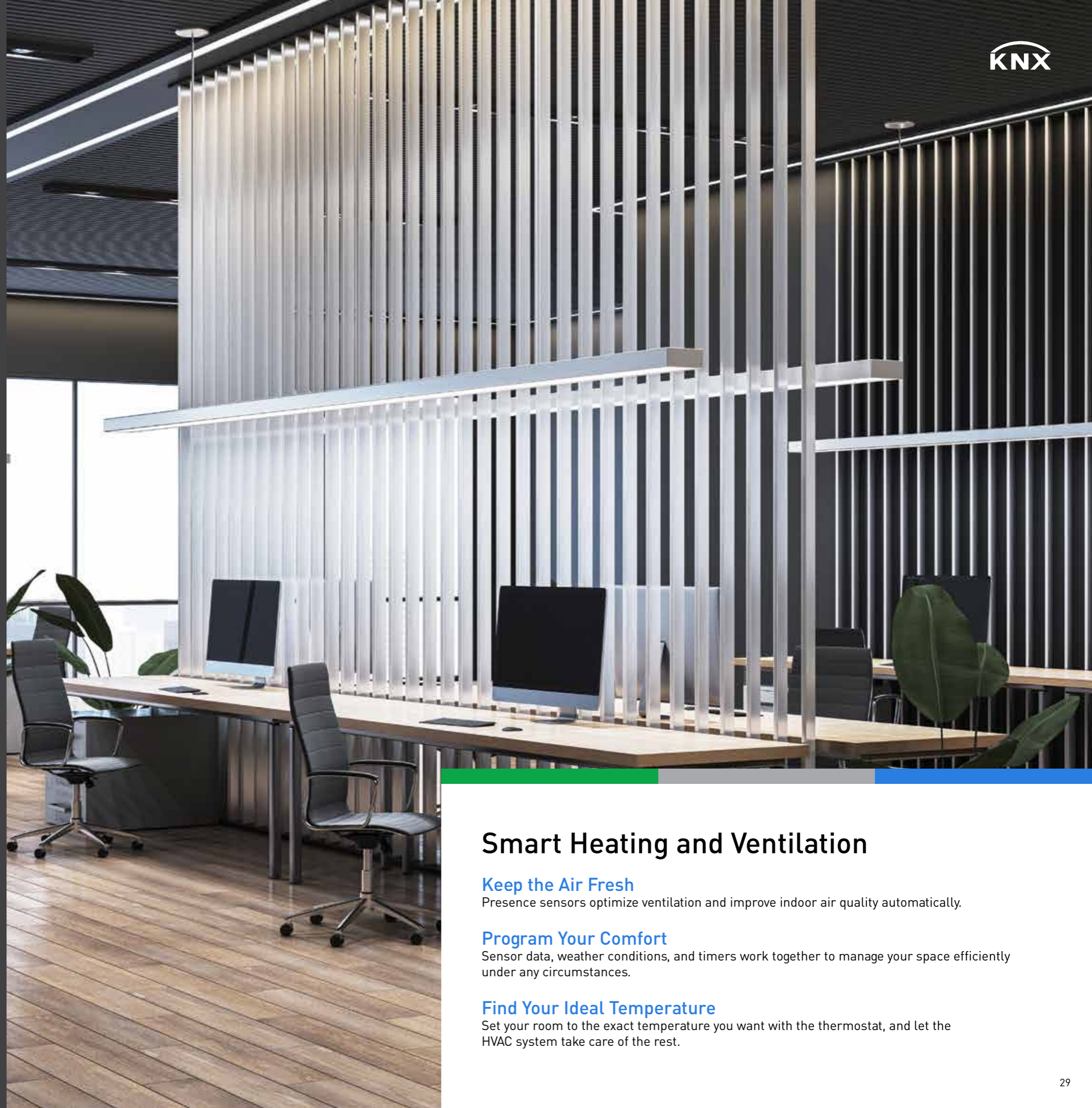
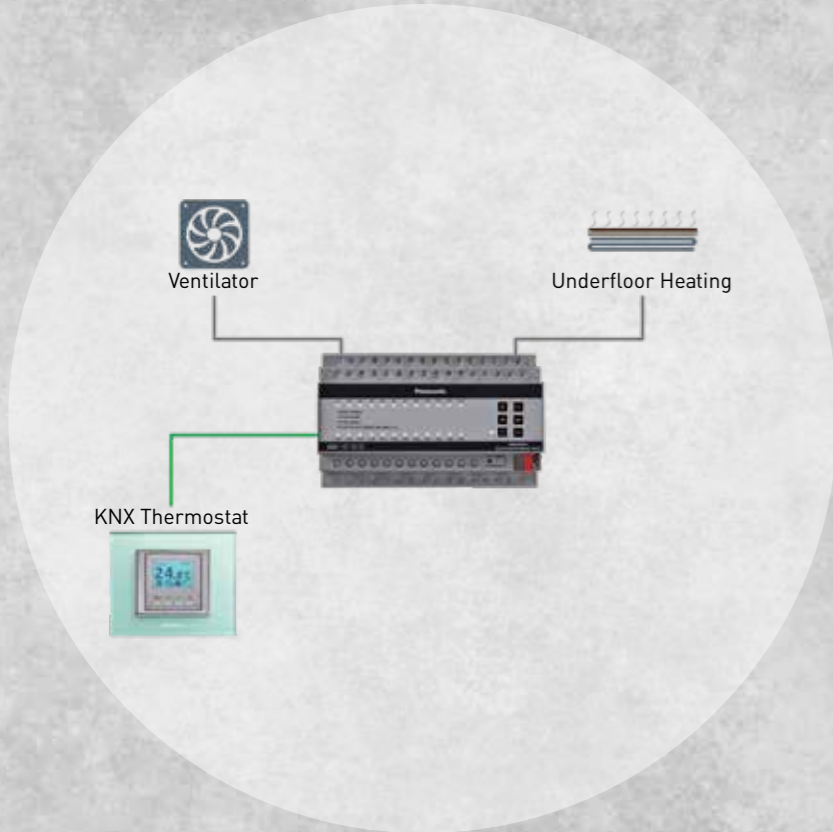


SENSORS and TIMERS

Smart sensors ensure lights only come on when needed. Timers automate switching on and off at the hours you set, saving energy without any effort.



HVAC Control



Smart Heating and Ventilation

Keep the Air Fresh

Presence sensors optimize ventilation and improve indoor air quality automatically.

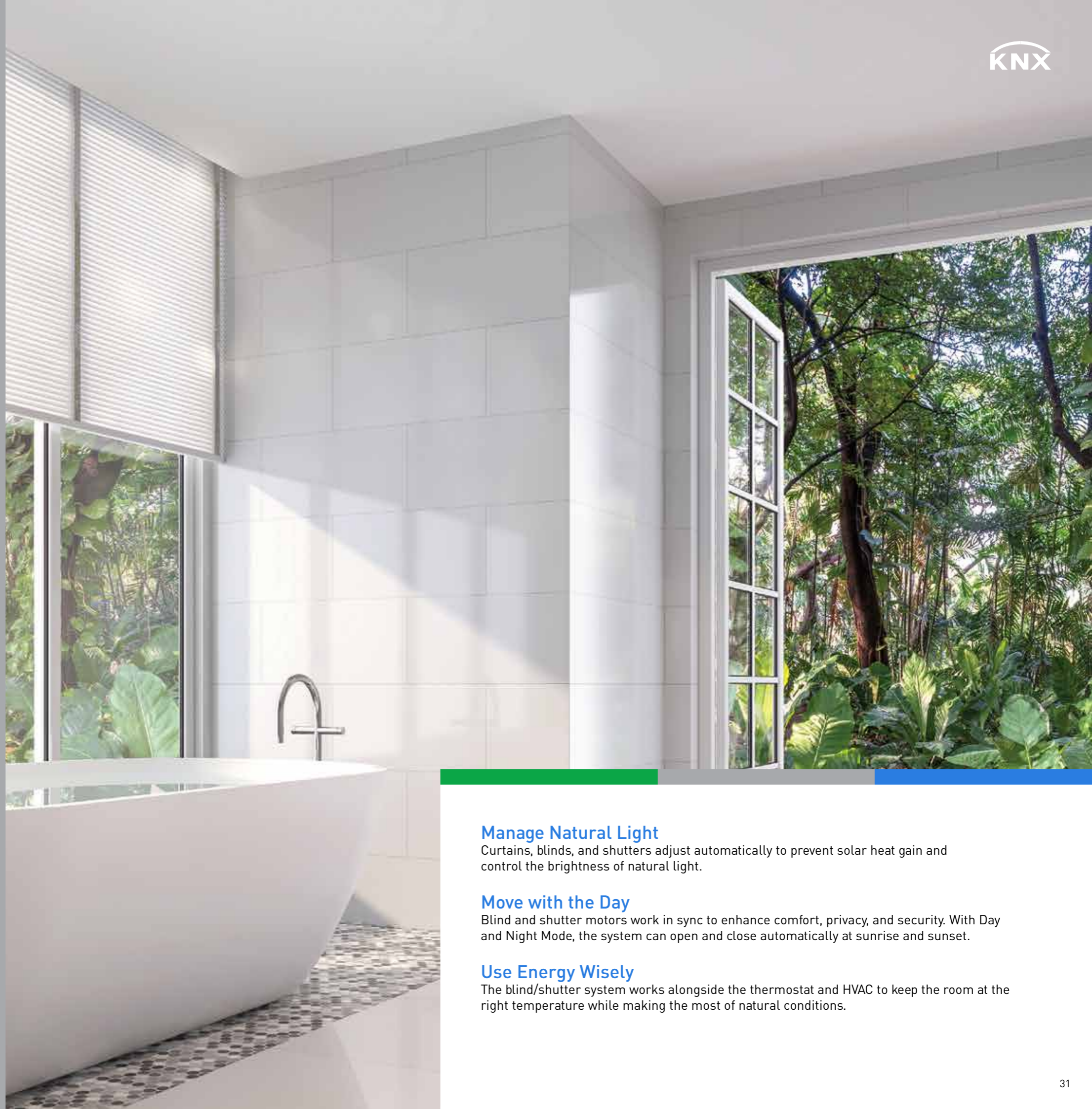
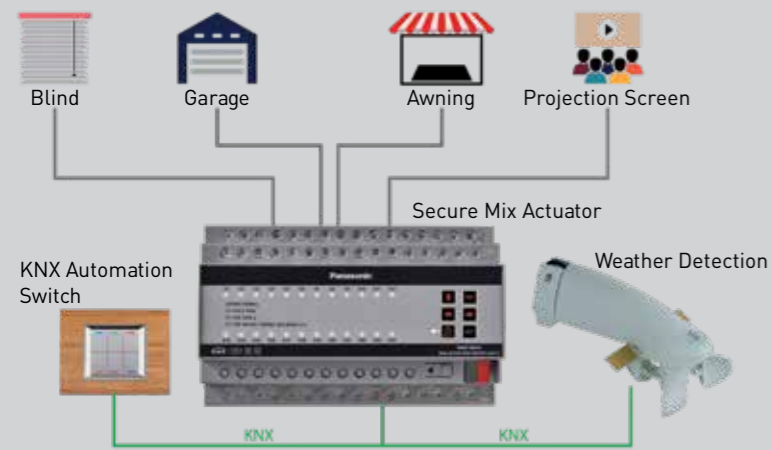
Program Your Comfort

Sensor data, weather conditions, and timers work together to manage your space efficiently under any circumstances.

Find Your Ideal Temperature

Set your room to the exact temperature you want with the thermostat, and let the HVAC system take care of the rest.

Blind/Shutter Control



Manage Natural Light

Curtains, blinds, and shutters adjust automatically to prevent solar heat gain and control the brightness of natural light.

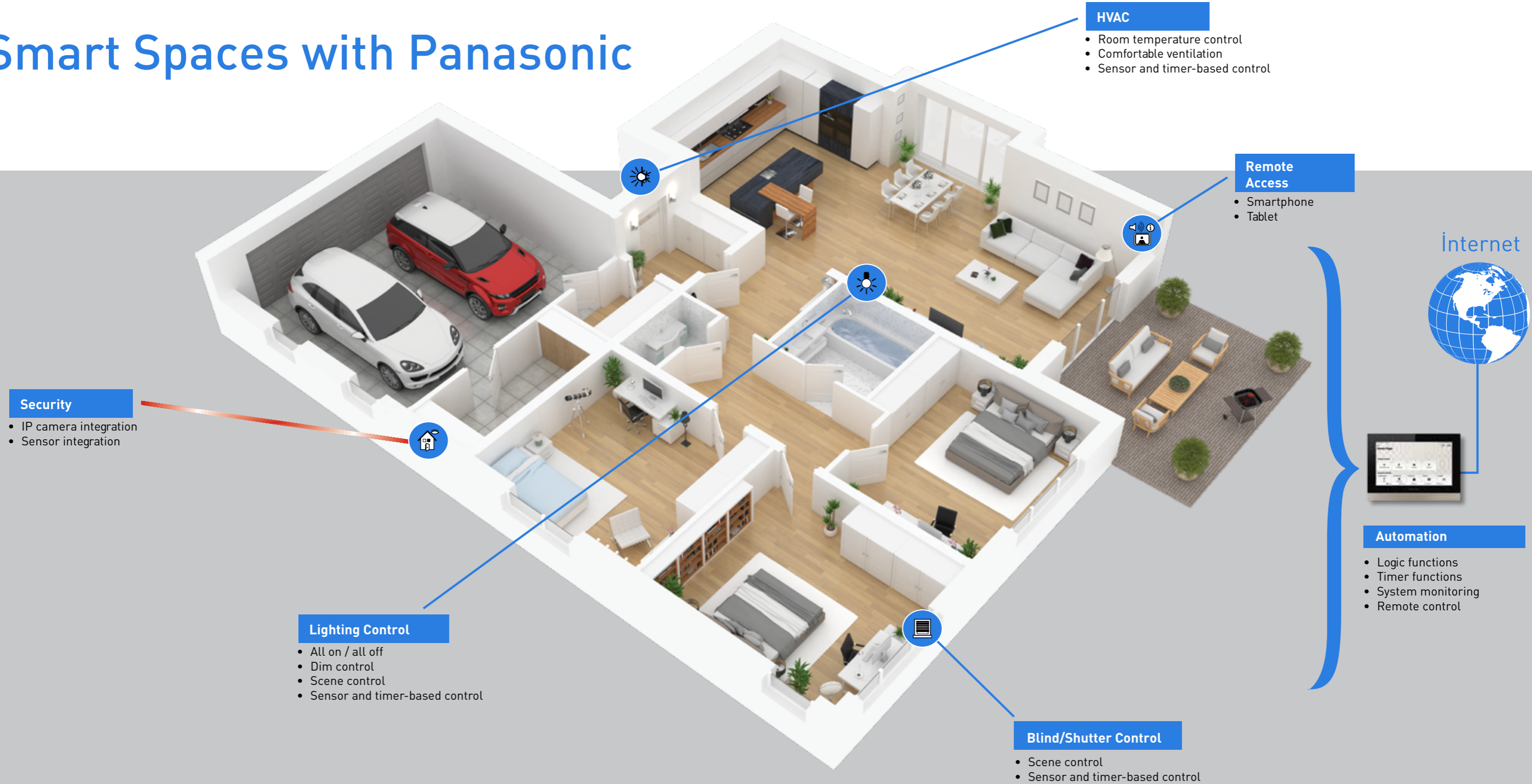
Move with the Day

Blind and shutter motors work in sync to enhance comfort, privacy, and security. With Day and Night Mode, the system can open and close automatically at sunrise and sunset.

Use Energy Wisely

The blind/shutter system works alongside the thermostat and HVAC to keep the room at the right temperature while making the most of natural conditions.

Smart Spaces with Panasonic



Lighting



Blind - Shutter



Security Systems



Heating, Ventilation, Air Conditioning (HVAC) Control



Monitoring Systems

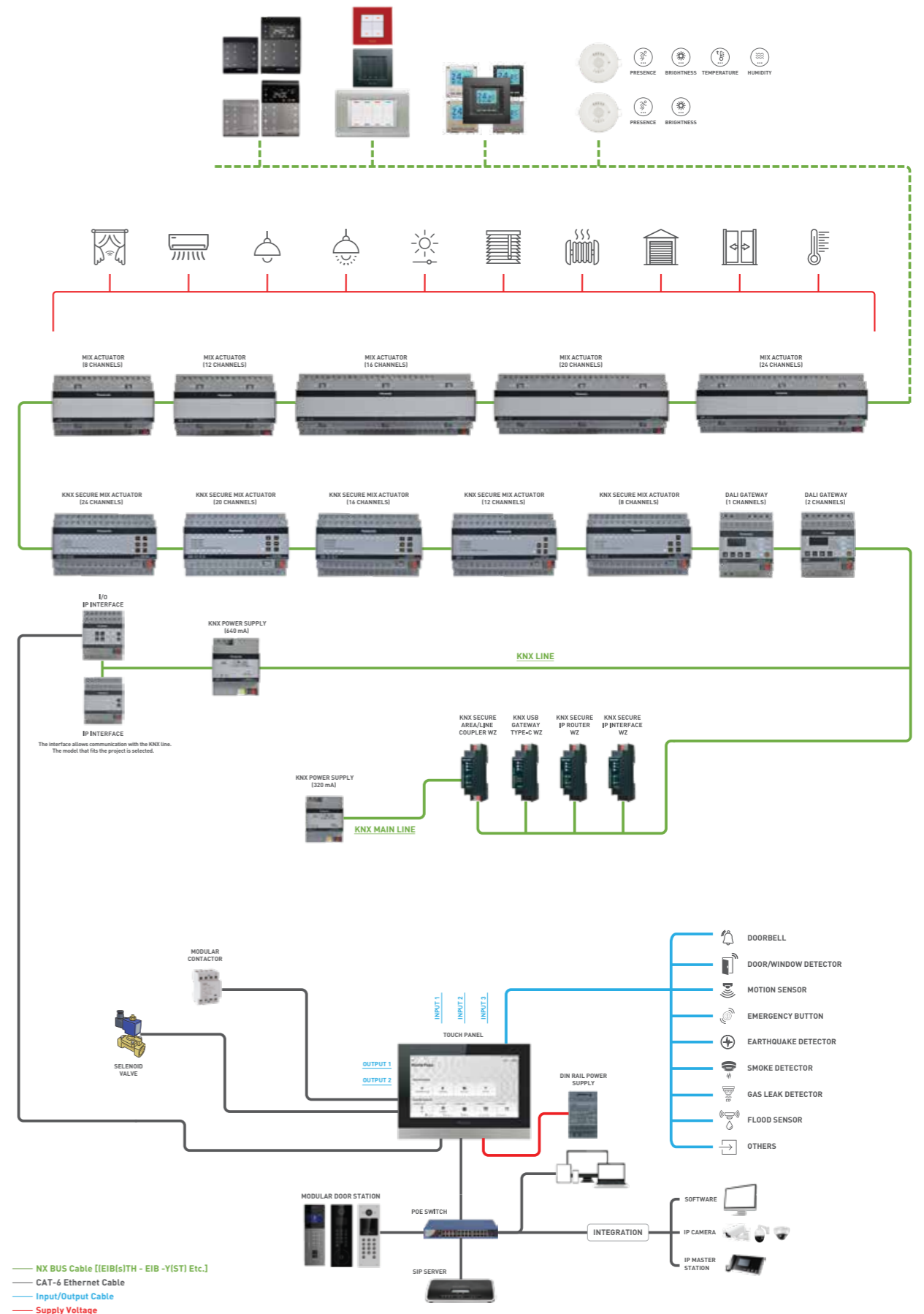


Remote Access



Intercom

KNX System Diagram





POWER SUPPLIES



Power Supplies

Panasonic KNX Power Supplies form the backbone of building automation systems, ensuring reliable and uninterrupted operation for all KNX devices. Since the stability of any KNX system depends directly on its power infrastructure, choosing the right power supply is a critical factor in determining overall performance and longevity.

Available in 320 mA and 640 mA options, Panasonic power supplies offer flexible deployment across both residential and commercial projects. Their compact DIN rail design allows easy installation in space-limited panels, while built-in overload, short-circuit, and voltage protection ensures a high level of safety. An auxiliary (choke-free) output also allows additional devices to be powered, making them a comprehensive solution for any KNX installation.

Certified to VDE safety standards, Panasonic KNX Power Supplies bring reliability, flexibility, and quality to your power infrastructure.



Panasonic KNX Power Supply 320 mA PS132

Code: WRKT20305NC

Panasonic PS132 is a compact, high-efficiency power supply optimized for small to mid-scale KNX projects. Its 320 mA output ensures stable and reliable operation for KNX devices, while integrated short-circuit and overload protection takes system safety to the next level. VDE certification confirms compliance with quality and safety standards.

Technical Specifications

- 320 mA power output for the KNX line
- Overvoltage protection on the AC mains input
- Overload and short-circuit protection on the output
- Status indication via LED
- 30 VDC auxiliary output for non-KNX devices (unchoked)
- DIN4 module width (4 modules / 72 mm)
- VDE certified

Application Scenarios

- Powering core KNX devices in residential projects
- Stable power supply for small office automation installations
- Low-scale building automation systems in educational buildings

Panasonic KNX Power Supply 640 mA PS164

Code: WRKT20315NC

Panasonic PS164 is a high-capacity power supply capable of powering a larger number of KNX devices. With its 640 mA output, it is an ideal solution for large-scale automation applications. Its compact form, integrated safety functions, and auxiliary output offer both security and system flexibility.

Technical Specifications

- 640 mA power output for the KNX line
- Overvoltage protection on the AC mains input
- Overload and short-circuit protection on the output
- Status indication via LED
- 30 VDC auxiliary output for non-KNX devices (unchoked)
- DIN4 module width (4 modules / 72 mm)
- VDE certified

Application Scenarios

- Large-scale KNX applications in hotels, shopping centers, and offices
- Primary power source for projects with multi-line configurations
- Centralized power distribution in industrial buildings



ACTUATOR



Actuators

Panasonic KNX Actuator series offers a high-performance portfolio developed to meet the energy management, comfort, security, and flexible control requirements of modern buildings. With a wide range of channel capacities, versatile functionality, and KNX Secure compatible models, this group ranks among the most critical components in any building automation project.

The Mix Actuator series allows a single device to handle both switching and blind/shutter control across multiple channels. Dimmer actuators precisely manage the lighting scenes required in each space, delivering energy savings and user comfort in equal measure. The broad range of channel options makes planning straightforward for both residential and commercial projects, with optimal channel density throughout.

Next-generation actuator models with KNX Secure support provide data security and protection against cyber threats through advanced encryption. Configurations can be tailored to meet diverse control requirements, particularly in hotels, office buildings, hospitals, and mixed-use facilities.

The compact DIN rail mounting design simplifies panel layout and eases maintenance. Output relays rated at 16 A allow direct control of high-power loads. Software-based parametric configuration means the system can adapt to changing requirements even after installation.

Technical Capability Summary (All Actuators)



- Channel Options: 2 to 24 output configurations
- Output Types:
 - Relay (On/Off)
 - Blind/Shutter Control
- Output Capacity: Switching up to 16 A
- Manual Control Buttons and Status LEDs
- KNX Secure protocol (selected models)
- Compact DIN rail mounting (6 to 12 module width)
- Programmable timer and scene support
- Status feedback capability

Technical Capability Summary (All Actuators)



- Centralized on/off control of lighting circuits
- Positional control of blind and shutter motors
- Dimming management across lighting groups
- Calendar and time-based automation for energy savings
- Activation of emergency scenarios (fire mode, etc.)
- Participation in automation scenes (e.g. Holiday mode)
- Output status monitoring via KNX feedback

Application Scenarios

- Office buildings:** Automatic lighting management based on working hours, night security scenes
- Hotel projects:** Room-level lighting and blind/shutter control, energy optimization
- Residential:** Centralized blind/shutter open and close, day and night lighting scenes
- Shopping centers and commercial spaces:** Zone-based lighting control, storefront lighting automation
- Mixed-use facilities:** High channel flexibility for both common area and individual unit management
- Energy management:** Automatic shutdown of lighting loads, manual override control

This group forms the heart of load control in any KNX project. Its reliability, high channel density, and flexible function set are what set Panasonic KNX solutions apart.

KNX MIX ACTUATOR MX208 - 16 A



KNX MIX ACTUATOR MX212 - 16 A



KNX MIX ACTUATOR MX216 - 16 A



KNX MIX ACTUATOR MX220 - 16 A



KNX MIX ACTUATOR MX224 - 16 A



Mix Actuators

The Mix Actuator series combines lighting, contactor, and motor load control in a single module. Provides flexible solutions for large-scale applications with high output capacities.

Common Technical Specifications

- 16 A channel output
- DIN rail mounting
- Scene management

Common Functions

- Time scheduling
- Central command support
- Energy efficiency support

Product Codes and Channel Configurations

- WRKT4604E5NC – 4 Channels
- WRKT4608J5NC – 8 Channels
- WRKT4620Q5NC – 12 Channels
- WRKT4624Q5NC – 24 Channels
- WRKT4708J5NC – 8 Channels
- WRKT4712J5NC – 12 Channels
- WRKT4716Q5NC – 16 Channels
- WRKT4720Q5NC – 20 Channels
- WRKT4724Q5NC – 24 Channels



WRKT4808J5NC – 8 Channels



WRKT4824J5NC – 24 Channels

Secure Mix Actuators

Secure Mix Actuators with KNX Secure protocol support are designed for applications where a high level of security is required. They offer encrypted communication, high 16 A capacity, and advanced energy management. All models in 8, 12, 16, 20, and 24 channel configurations share a DIN8 form factor, saving valuable panel space.

Common Technical Specifications

- 16 A channel output
- KNX Secure data encryption
- Scene and group control support

Common Functions

- Time scheduling
- Central command support

Product Codes and Channel Configurations

- WRKT4808J5NC – 8 Channels
- WRKT4812J5NC – 12 Channels
- WRKT4816J5NC – 16 Channels
- WRKT4820J5NC – 20 Channels
- WRKT4824J5NC – 24 Channels

KNX Dimming Actuator 2 Gang 300 W DM102



KNX Dimming Actuator 4 Gang 250 W DM104



Dimming Actuators

Panasonic KNX Dimming Actuators deliver energy efficiency through smooth, precise control of light levels. They offer broad compatibility with halogen, LED, and fluorescent lighting.

Common Technical Specifications

- Phase-controlled dimming
- Independent configuration per channel
- LED status indicator
- Manual control buttons

Common Functions

- Time scheduling
- Scene recall
- Dimming curve adjustment

Product Codes and Channel Configurations

- WRKT5144J5NC – 4 Channel 1–10 V Control Unit
- WRKT5414J5NC – 4 Channel 250 W Dimmer
- WRKT5512E5NC – 2 Channel 300 W Dimmer



INPUT MODULES



Common Technical Specifications

- Total Channel Count:
 - 28 inputs
 - 20 dry contact inputs
 - 8 x 230 V inputs
- Input Type: Dry contact and voltage input
- Connection: Bus connection
- Mounting: DIN rail
- Operating Voltage: KNX bus line (21–32 V DC)
- Operating Temperature: -5 °C to +45 °C
- Protection Class: IP20

Functions

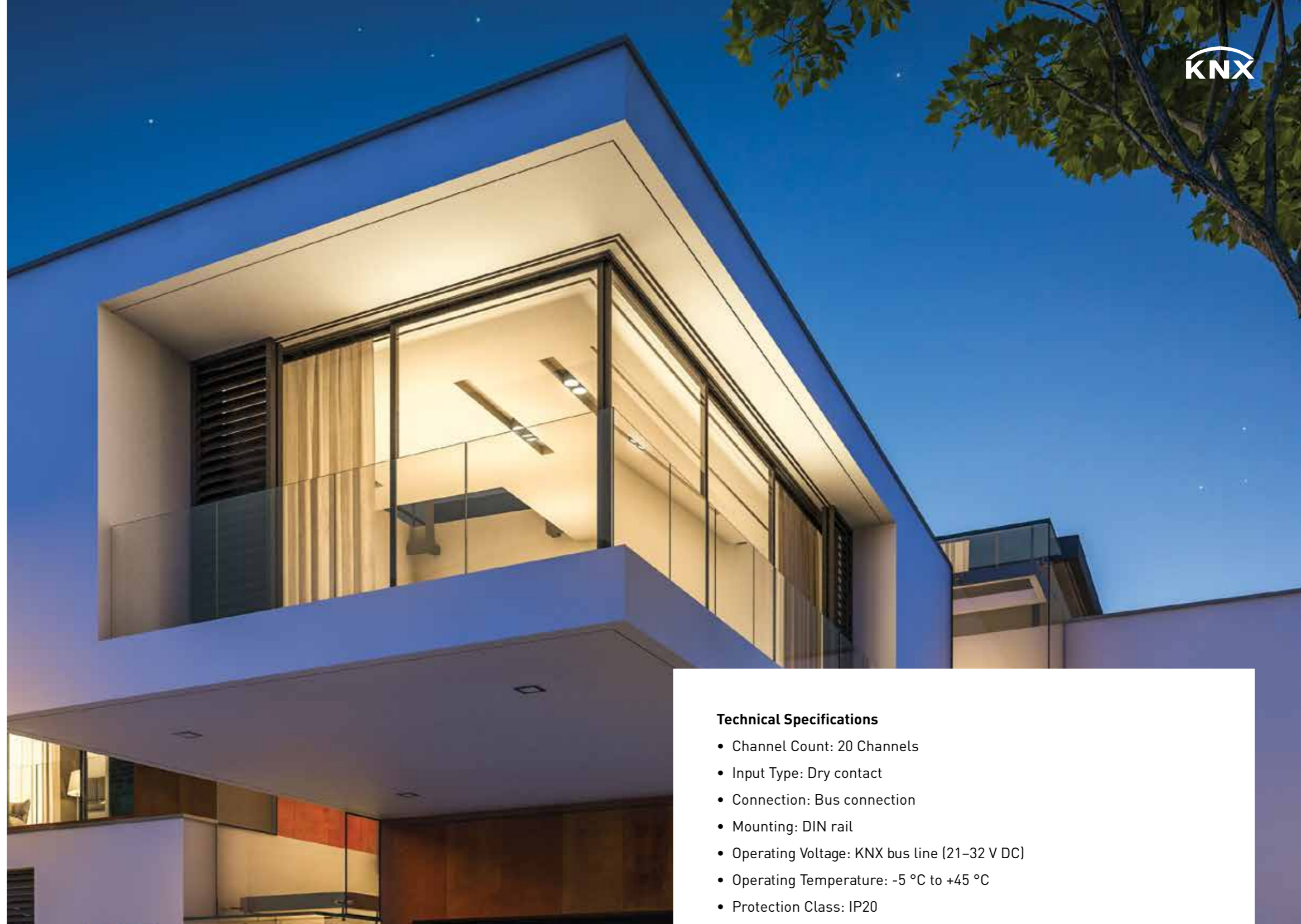
- Each input can be addressed individually and controlled parametrically
- Transmits switch, button, or contact signals to the KNX line
- Can be used for alarm triggering, scene activation, or status feedback

Application Scenarios

- Transmitting different signal types to the KNX line via 20 dry contact and 8 voltage inputs
- Controlling lighting, blinds/shutters, and devices using switch, button, or contact signals.
- Individual addressing per input for scene activation, alarm triggering, and status feedback

**KNX Input Module IO101
(20/8 Gang Dry Contact/230 V)
WRKT4001E5NC**

The IO101 Input Module expands the flexibility of KNX projects with 20 dry contact inputs, bringing a wide control capability to building automation scenarios. Advanced trigger options and high connection capacity improve efficiency across applications including lighting, blind/shutter control, and security systems. Its compact design makes panel installation straightforward and allows customization to suit specific project requirements.



KNX Input Module IO100 (20 Gang Dry Contact) WRKT4000E5NC

The IO100 Input Module expands the flexibility of KNX projects with 20 dry contact inputs, bringing a wide control capability to building automation scenarios. Advanced trigger options and high connection capacity improve efficiency across applications including lighting, blind/shutter control, and security systems. Its compact design makes panel installation straightforward and allows customization to suit specific project requirements.

Technical Specifications

- Channel Count: 20 Channels
- Input Type: Dry contact
- Connection: Bus connection
- Mounting: DIN rail
- Operating Voltage: KNX bus line (21–32 V DC)
- Operating Temperature: -5 °C to +45 °C
- Protection Class: IP20

Functions

- Each input can be addressed individually and controlled parametrically
- Transmits switch, button, or contact signals to the KNX line
- Can be used for alarm triggering, scene activation, or status feedback

Application Scenarios

- Controlling 20 separate lighting circuits from a single module
- Centralized switch integration in large-scale projects such as office floors and hotels
- Blind/shutter position tracking and control



KNX Secure I/O Module IO200-S (22 Dry Contact Inputs / 2 Voltage Inputs / 14 Relay Outputs)

WRKT4200J5NC

The IO200-S combines advanced security and performance with KNX Secure support, offering centralized control for large-scale projects through 22 dry contact inputs, 2 voltage inputs, and 14 relay outputs. Its high channel capacity enables lighting, blind/shutter, and HVAC systems to be managed from a single module. Data encryption support ensures compliance with cybersecurity standards.

Technical Specifications

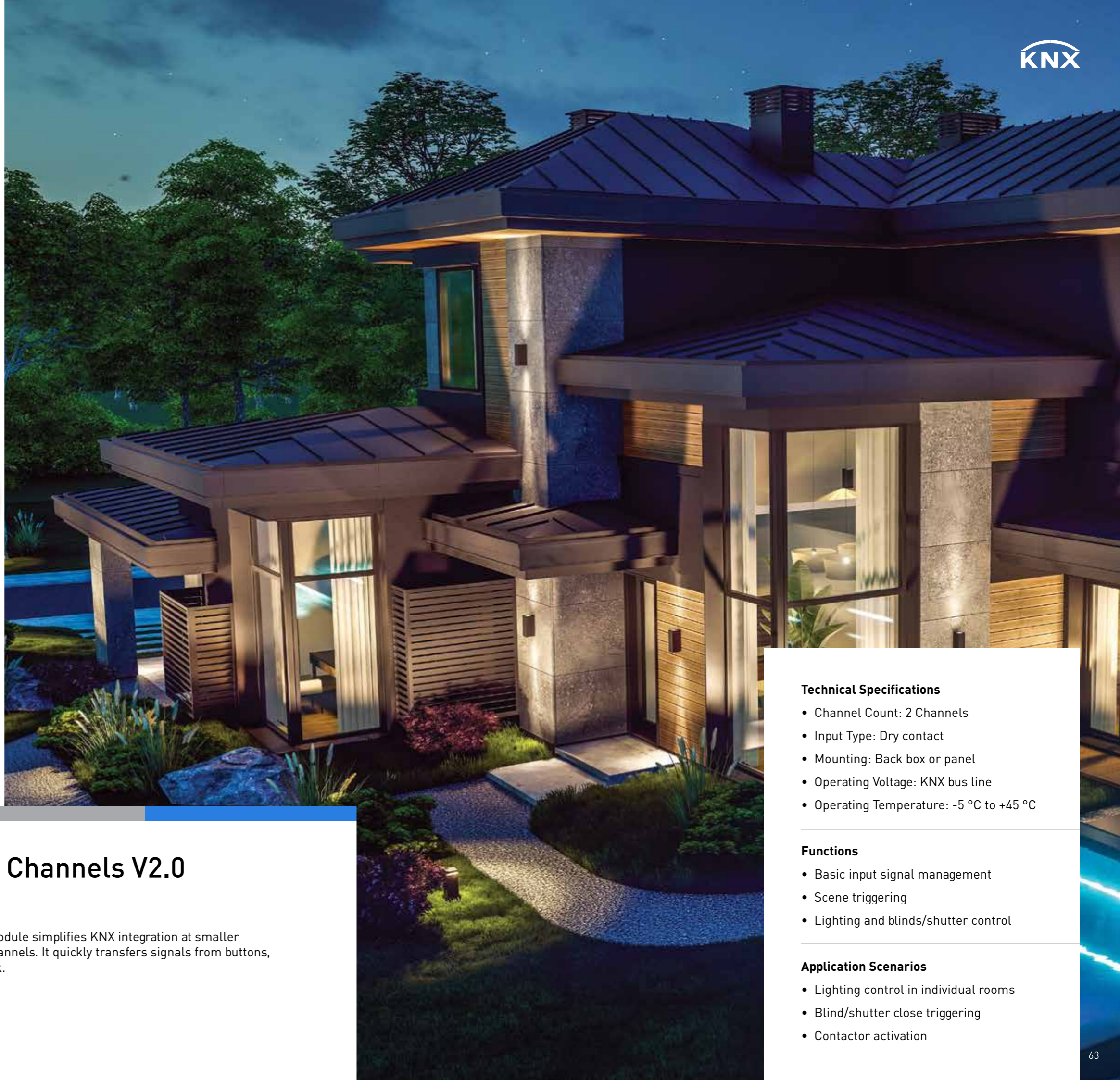

- Inputs:
 - 22 dry contact inputs
 - 2 voltage inputs
- Outputs:
 - 14 relay outputs (16 A)

Functions

- Multiple input and output control
- Each input and output can be controlled parametrically and independently
- Secure data communication (KNX Secure)

Application Scenarios

- Secure centralized control of lighting and contactor combinations
- Conference room automation
- Advanced scene triggering and status feedback



KNX Binary Input 2 Channels V2.0

WRKT24025NC

The compact and practical Binary Input module simplifies KNX integration at smaller control points with 2 independent input channels. It quickly transfers signals from buttons, switches, and contacts to the KNX network.

Technical Specifications

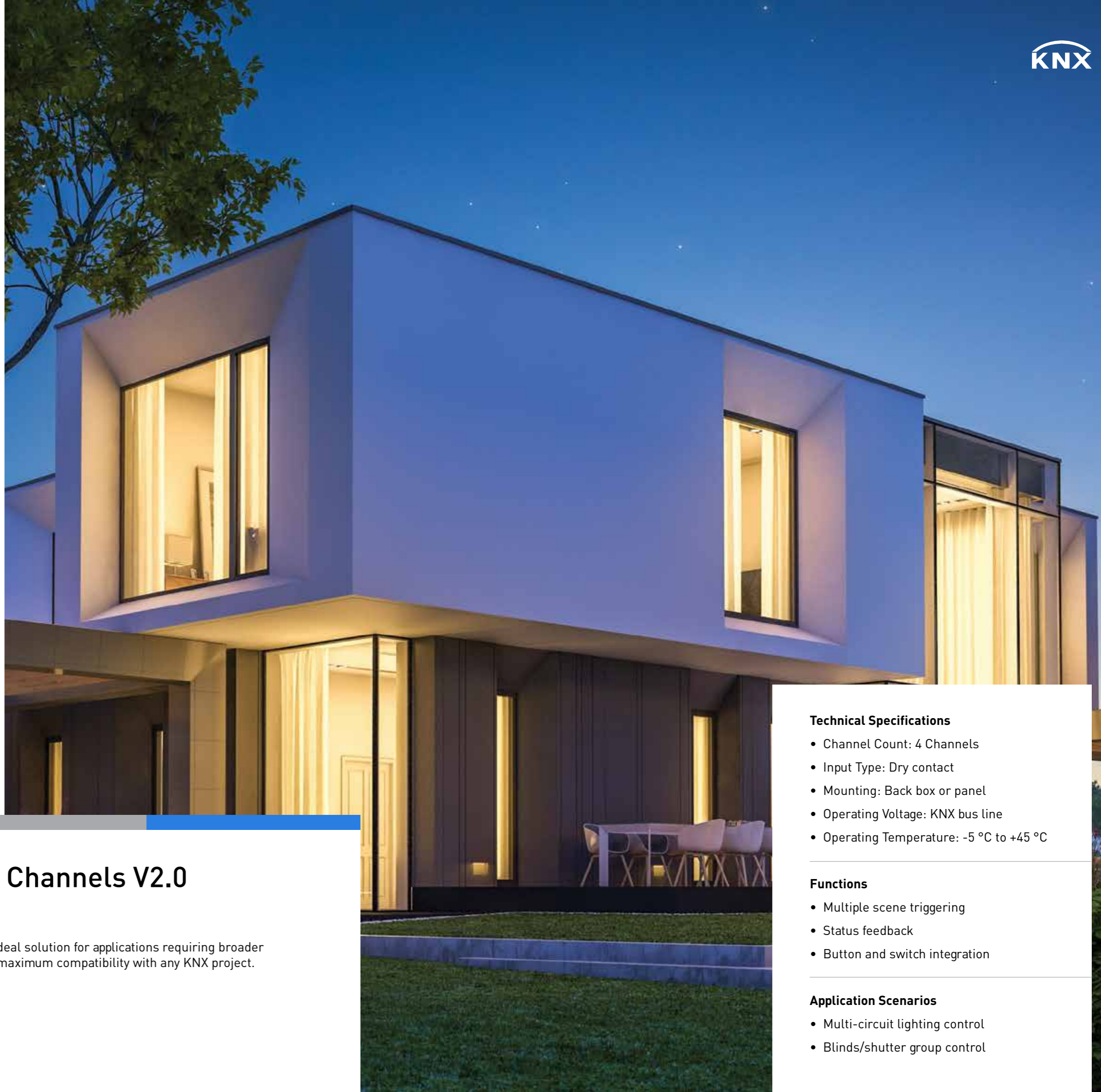

- Channel Count: 2 Channels
- Input Type: Dry contact
- Mounting: Back box or panel
- Operating Voltage: KNX bus line
- Operating Temperature: -5 °C to +45 °C

Functions

- Basic input signal management
- Scene triggering
- Lighting and blinds/shutter control

Application Scenarios

- Lighting control in individual rooms
- Blind/shutter close triggering
- Contactor activation



KNX Binary Input 4 Channels V2.0

WRKT24045NC

The 4-channel Binary Input module is an ideal solution for applications requiring broader control. Its flexible configuration ensures maximum compatibility with any KNX project.

Technical Specifications



- Channel Count: 4 Channels
- Input Type: Dry contact
- Mounting: Back box or panel
- Operating Voltage: KNX bus line
- Operating Temperature: -5 °C to +45 °C

Functions

- Multiple scene triggering
- Status feedback
- Button and switch integration

Application Scenarios

- Multi-circuit lighting control
- Blinds/shutter group control



KNX Binary Input 6 Channels V2.0

WRKT24065NC

With 6 input channels, the WRKT24065NC delivers a comprehensive single-module solution for projects with broader control requirements. Its compact form and flexible programming capability take automation to the next level.

Common Technical Specifications

- Channel Count: 6 Channels
- Input Type: Dry contact
- Mounting: Back box or panel
- Operating Voltage: KNX bus line
- Operating Temperature: -5 °C to +45 °C

Functions

- Six independent control points
- Scene activation
- Lighting and blinds/shutter management

Application Scenarios

- Hotel room automation
- Conference room lighting control
- Centralized command across large office spaces



GATEWAYS




Gateways

As multi-protocol communication becomes the norm in modern projects, Panasonic Gateway solutions provide seamless integration into KNX infrastructure. DALI Gateway models enable scenario-based and centralized control of digital ballasts and LED drivers over the DALI protocol within the KNX ecosystem.

Panasonic's IR Interface and IR Transmitter/Receiver solutions support centralized management of air conditioning and multimedia devices independently of the DALI Gateway, further enhancing user comfort.

Easy parametric setup, high control capacity, and strong system reliability make Panasonic Gateway products an essential part of any smart building project.



DALI Gateway

Panasonic KNX DALI Gateway solutions integrate the KNX system with the DALI lighting protocol to deliver advanced lighting management in modern buildings. They enable direct control of 64 to 128 luminaires over one or two DALI lines.

With features including energy efficiency, group and scene management, and fault tracking, these solutions are among the most suitable choices for offices, hotels, shopping centers, and educational buildings.

Technical Specifications

- DALI Channel Count:** 1 channel (DL101) / 2 channels (DL102)
- Control Capacity:** 64 ballasts, 16 groups, 16 scenes per channel
- Operating Modes:** Night mode, staircase mode, panic mode, burn-in mode
- Fault Monitoring:** Ballast fault reporting via KNX
- Addressing:** Automatic ballast addressing
- DALI Power Supply:** Integrated
- On/off Channel:** Two on/off channels for switching ballast power supplies
- Manual Control:** Direct intervention on the DALI bus via user interface
- Firmware Update:** Remote update over Ethernet
- Mounting:** DIN rail (35 mm)

Functions

- Group and scene-based command transmission to DALI devices
- Individual or group on/off switching and dimming
- Luminaire status monitoring and fault alerts
- Scene definition and triggering
- Manual testing and monitoring of ballasts

Application Scenarios

- Zone-based lighting in open-plan offices
- Dynamic scene management on hotel floors
- Presentation scenes in conference rooms
- Corridor and storefront lighting in shopping centers
- Time-scheduled lighting in educational buildings

Product Name	Codes	Channels
KNX DALI Gateway DL101	WRKT22245NC	1 Channel
KNX DALI Gateway DL102	WRKT22255NC	2 Channel



IR Interface Group

The KNX IR Interface is designed to integrate remote-controlled devices into the KNX automation system. Its ability to learn and transmit infrared (IR) signals enables direct KNX control of devices such as televisions, air conditioners, and media players.

Its compact form allows mounting in standard electrical back boxes. It also enables users to trigger KNX scenes via IR remote, delivering comfort and energy savings. All power is drawn from the KNX bus line, so no external supply is required.

Technical Specifications

- Dimensions: 37 x 38 x 11.5 mm
- Port Configuration:
 - 3 ports configurable as transmitter only
 - 1 port configurable as both transmitter and receiver
- Channel Capacity: 100 channels (IR to KNX and KNX to IR)
- Code Management:
 - Up to 250 IR device memory slots
 - 6 macro definitions (sequential IR commands)
- Power Supply: KNX bus line
- Configuration: Via ETS DCA (Device Configuration App)


Functions

- Sending commands to IR devices via KNX
- Triggering KNX scenes, blind/shutters, lighting, and climate control via IR
- Delayed or repeating IR code transmission
- Direct KNX control of up to 4 split air conditioning units
- IR code learning and uploading via ETS
- Auxiliary functions: logic gate, counter, scene caller, post-reset action


Application Scenarios

- Full device control from a single remote in hotel rooms
- Lighting and projector activation when a scene is launched in a meeting room
- Night mode triggering in home cinema systems
- TV and media player control in media rooms
- Integration of IR-compatible thermostats into KNX

Product Name	Codes	Details
KNX IR Interface IR100	WRKT26115NC	Main IR interface device with full functionality
KNX IR Transmitter	WRKT26401NC	Sends commands from KNX to IR devices
KNX IR Receiver	WRKT26411NC	Enables KNX scene triggering via IR remote



AUTOMATION SWITCHES




Automation Switches

Panasonic KNX automation switches bring aesthetics and functionality together in user interfaces. With modular, standard, and temperature sensor variants, they offer a flexible solution for any project. A wide range of colors and sizes ensures a seamless fit with any interior design.

The switches are equipped with high-precision mechanisms capable of transmitting commands over the KNX network for lighting, blind/shutter, climate control, and scene triggering. RGB LED indicators provide visual status feedback to the user. In temperature sensor models, the integrated sensor allows room temperature to be monitored or data to be sent to thermostat systems.

Their understated yet powerful design makes a difference in hotel, residential, office, and villa projects.



WRKT63215NC
KNX Modular
Automation Switch
(Multi-Color) 1 Gang 2M



WRKT63225NC
KNX Modular
Automation Switch
(Multi-Color) 2 Gang 2M



WRKT63335NC
KNX Modular
Automation Switch
(Multi-Color) 3 Gang 3M



WRKT63245NC
KNX Modular
Automation Switch
(Multi-Color) 4 Gang 2M



WRKT63445NC
KNX Modular
Automation Switch
(Multi-Color) 4 Gang 4M



Modular Automation Switch (Multi-Color)

Panasonic Modular Automation Switch (Multi-Color) series brings elegance and control together for modern projects. RGB LED indicators provide visual status feedback while the precision mechanical structure ensures ease of use. A wide range of color and module options allows project-specific customization.

Technical Specifications


- Module options: 1 to 4 Gang, 2M to 4M
- RGB LED status indicator
- RGB LED status indicator color selection
- Mounting Type: Modular, compatible with Panasonic frames
- KNX Bus: 21–30 V DC

Functions

- Lighting, blinds/shutter, climate control, and scene triggering
- Single and multiple command assignment
- RGB color assignment
- Status feedback indicator

Application Scenarios

- “Do not disturb” / “cleaning” status control in hotel rooms
- Controlling living room, kitchen, and garden lighting in villas
- Meeting room scene triggering in offices



- WRKT64215NC – 1 Gang 2M
- WRKT64225NC – 2 Gang 2M
- WRKT64245NC – 4 Gang 2M
- WRKT64335NC – 3 Gang 3M
- WRKT64445NC – 4 Gang 4M



Modular Automation Switch (Multi-Color + Temperature Sensor)

Panasonic Modular Automation Switch (Multi-Color + Temperature Sensor) series brings elegance and control together for modern projects. RGB LED indicators provide visual status feedback while the precision mechanical structure ensures ease of use. A wide range of color and module options allows project-specific customization.

Technical Specifications

- Built-in temperature sensor
- Module options: 1 to 4 Gang
- RGB LED indicator interface
- KNX compatible modular structure
- Frame Compatibility: Thea Ultima, Sistema, Slenda, Optima

Functions

- Temperature value transmission
- Thermostat control support
- Multiple command assignment
- Visual status display via RGB

Application Scenarios

- Hotel room climate control interface
- Personal climate zone feedback in office spaces
- Single-point control and temperature measurement in residential projects



All color and gang variants are available under the product codes below.

1 Gang

WRKT65015AN, WRKT65015BG, WRKT65015BL, WRKT65015DG, WRKT65015DR, WRKT65015MW, WRKT65015WH

2 Gang

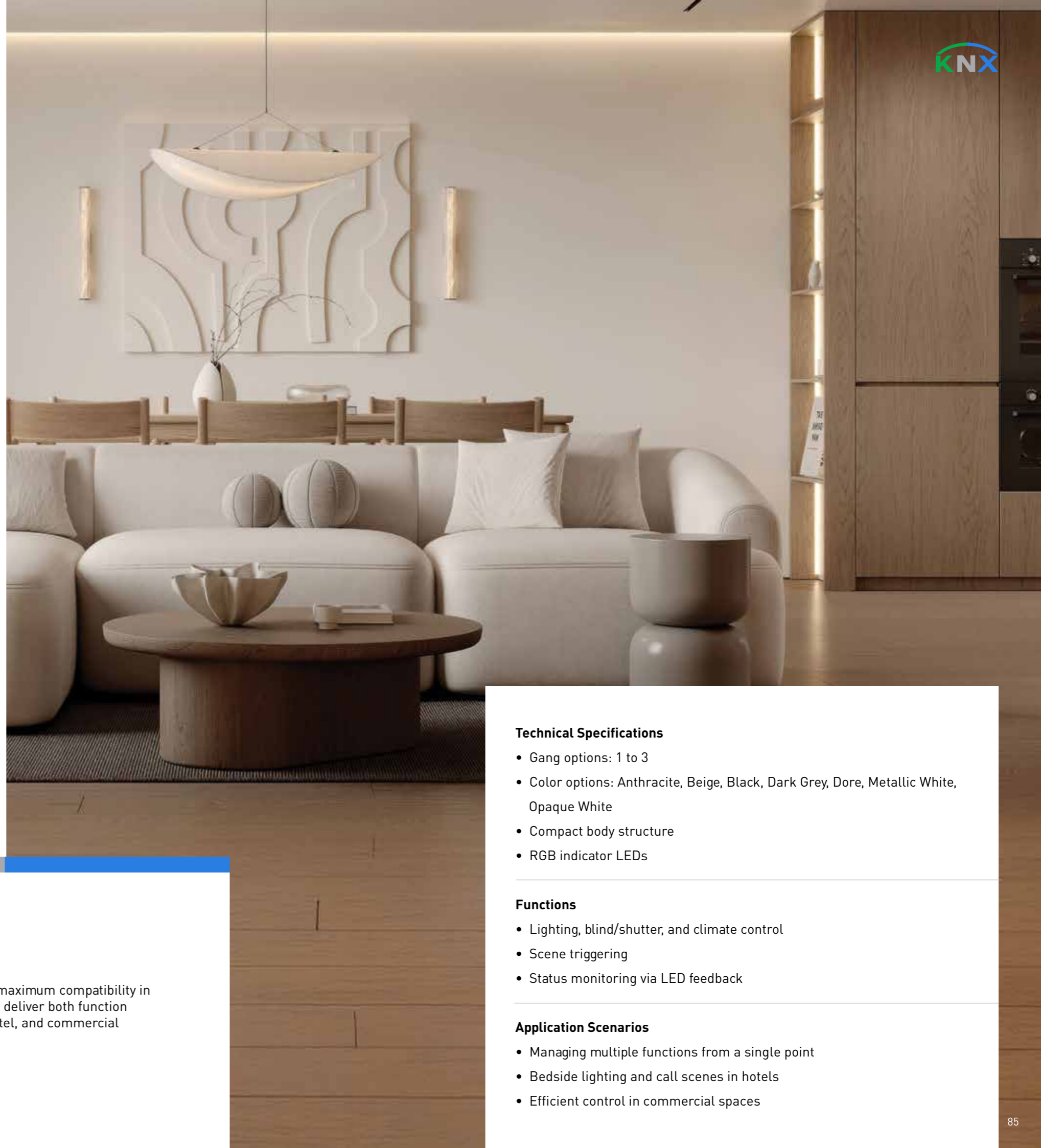
WRKT65025AN, WRKT65025BG, WRKT65025BL, WRKT65025DG, WRKT65025DR, WRKT65025MW, WRKT65025WH

3 Gang

WRKT65035AN, WRKT65035BG, WRKT65035BL, WRKT65035DG, WRKT65035DR, WRKT65035MW, WRKT65035WH

Standard Automation Switch (Multi-Color)

Panasonic Standard Automation Switch (Multi-Color) series offers maximum compatibility in KNX projects with a clean, understated design. Dual LED indicators deliver both function notification and ease of use. It is a trusted choice for residential, hotel, and commercial projects.



Technical Specifications


- Gang options: 1 to 3
- Color options: Anthracite, Beige, Black, Dark Grey, Dore, Metallic White, Opaque White
- Compact body structure
- RGB indicator LEDs

Functions

- Lighting, blind/shutter, and climate control
- Scene triggering
- Status monitoring via LED feedback

Application Scenarios

- Managing multiple functions from a single point
- Bedside lighting and call scenes in hotels
- Efficient control in commercial spaces



All color and gang variants are available under the product codes below.

1 Gang

WRKT66015AN, WRKT66015BG, WRKT66015BL, WRKT66015DG, WRKT66015DR, WRKT66015MW, WRKT66015WH

2 Gang

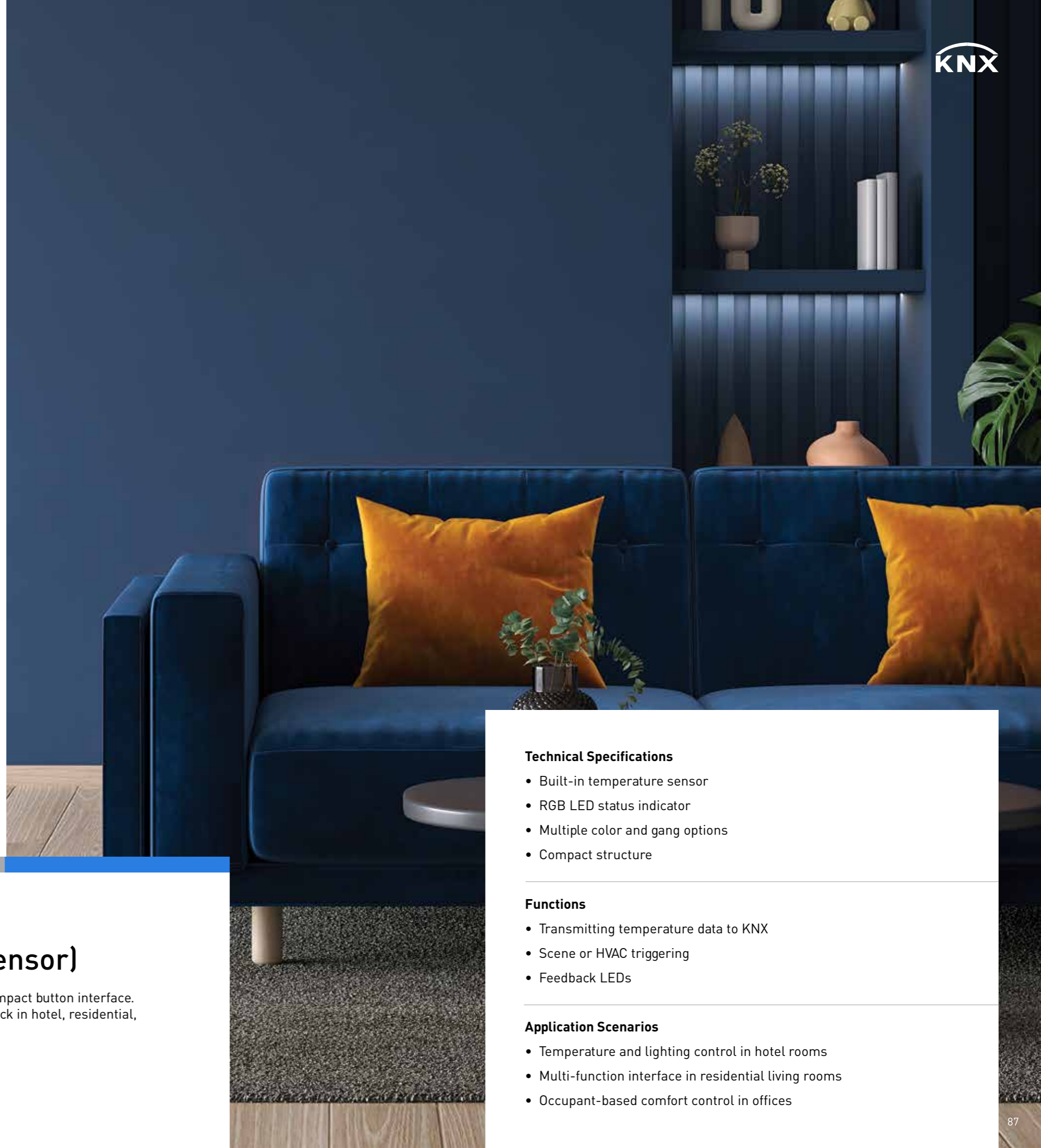
WRKT66025AN, WRKT66025BG, WRKT66025BL, WRKT66025DG, WRKT66025DR, WRKT66025MW, WRKT66025WH

3 Gang

WRKT66035AN, WRKT66035BG, WRKT66035BL, WRKT66035DG, WRKT66035DR, WRKT66035MW, WRKT66035WH

Standard Automation Switch (Multi-Color + Temperature Sensor)

This series combines temperature measurement with a stylish, compact button interface. It offers an ideal solution for centralized control and climate feedback in hotel, residential, and commercial projects.



Technical Specifications


- Built-in temperature sensor
- RGB LED status indicator
- Multiple color and gang options
- Compact structure

Functions

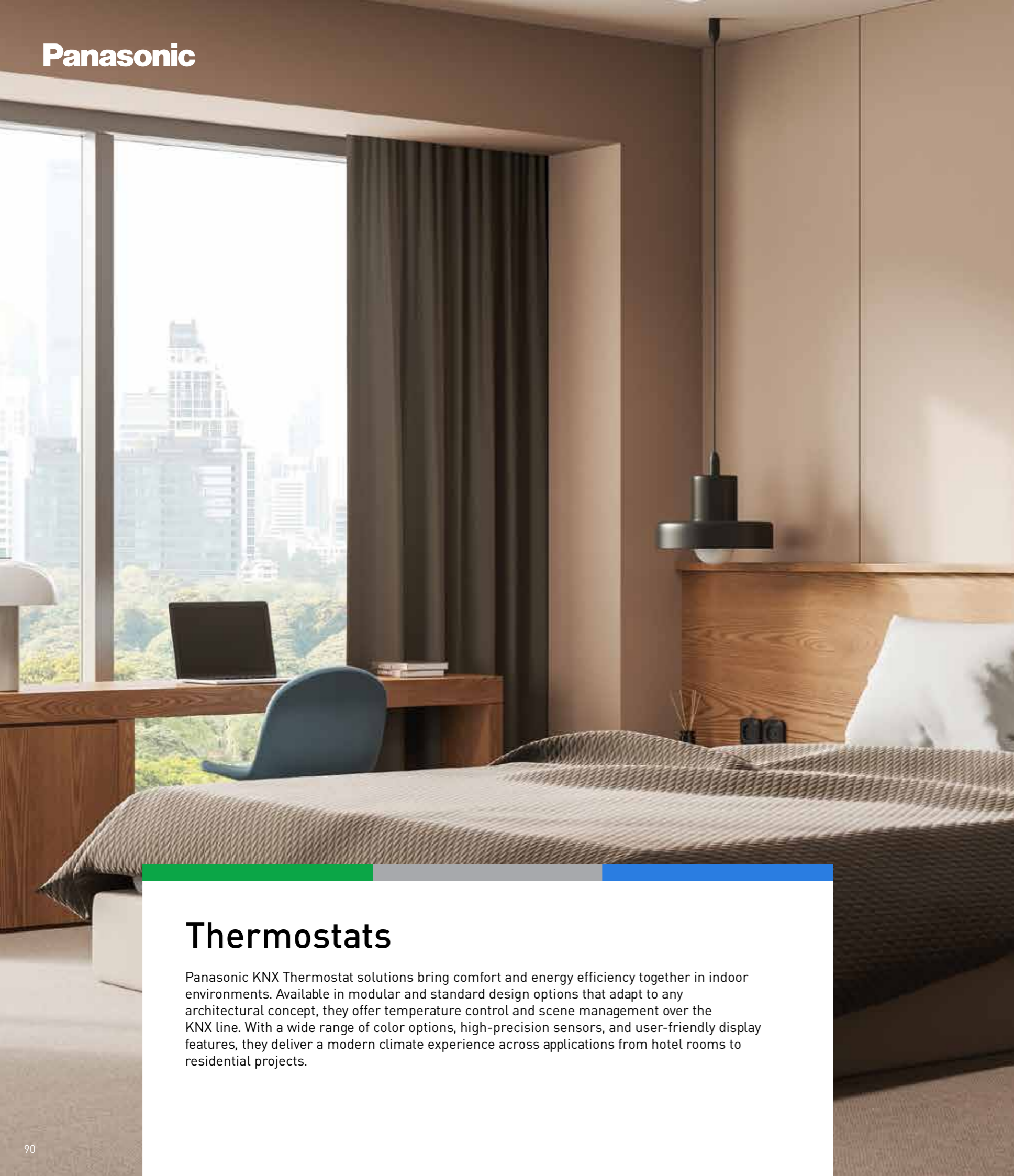
- Transmitting temperature data to KNX
- Scene or HVAC triggering
- Feedback LEDs

Application Scenarios

- Temperature and lighting control in hotel rooms
- Multi-function interface in residential living rooms
- Occupant-based comfort control in offices



THERMOSTATS



Thermostats

Panasonic KNX Thermostat solutions bring comfort and energy efficiency together in indoor environments. Available in modular and standard design options that adapt to any architectural concept, they offer temperature control and scene management over the KNX line. With a wide range of color options, high-precision sensors, and user-friendly display features, they deliver a modern climate experience across applications from hotel rooms to residential projects.

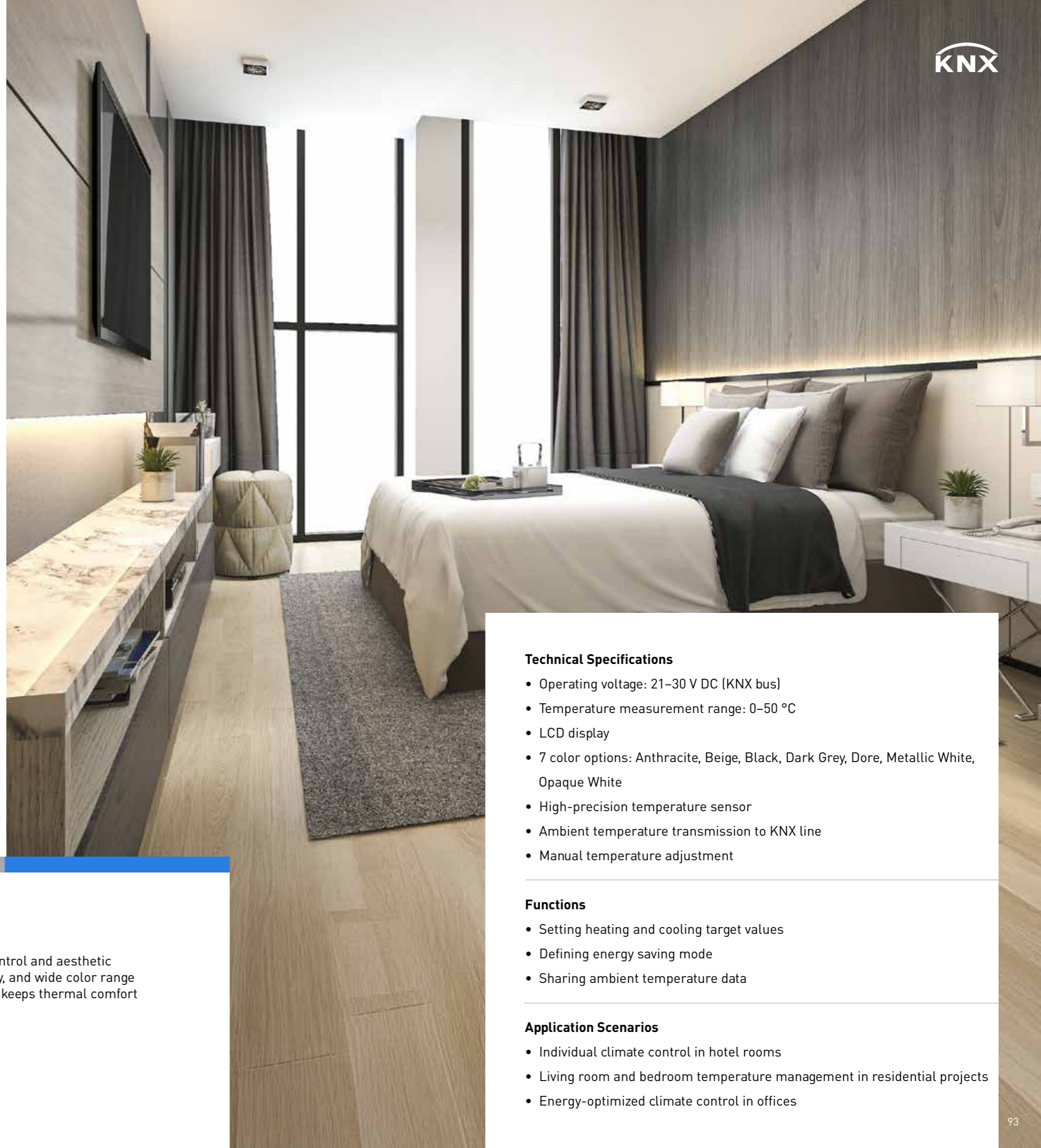


All color and gang variants are available under the product codes below.

WRKT33205AN, WRKT33205BG, WRKT33205BL, WRKT33205DG, WRKT33205DR, WRKT33205MW, WRKT33205WH

Standard Thermostat

Panasonic Standard Thermostat series meets both temperature control and aesthetic expectations in KNX projects. Its compact body, white backlit display, and wide color range add a refined touch to any space. High-precision sensor technology keeps thermal comfort consistently stable.



Technical Specifications

- Operating voltage: 21-30 V DC (KNX bus)
- Temperature measurement range: 0-50 °C
- LCD display
- 7 color options: Anthracite, Beige, Black, Dark Grey, Dore, Metallic White, Opaque White
- High-precision temperature sensor
- Ambient temperature transmission to KNX line
- Manual temperature adjustment

Functions

- Setting heating and cooling target values
- Defining energy saving mode
- Sharing ambient temperature data

Application Scenarios

- Individual climate control in hotel rooms
- Living room and bedroom temperature management in residential projects
- Energy-optimized climate control in offices

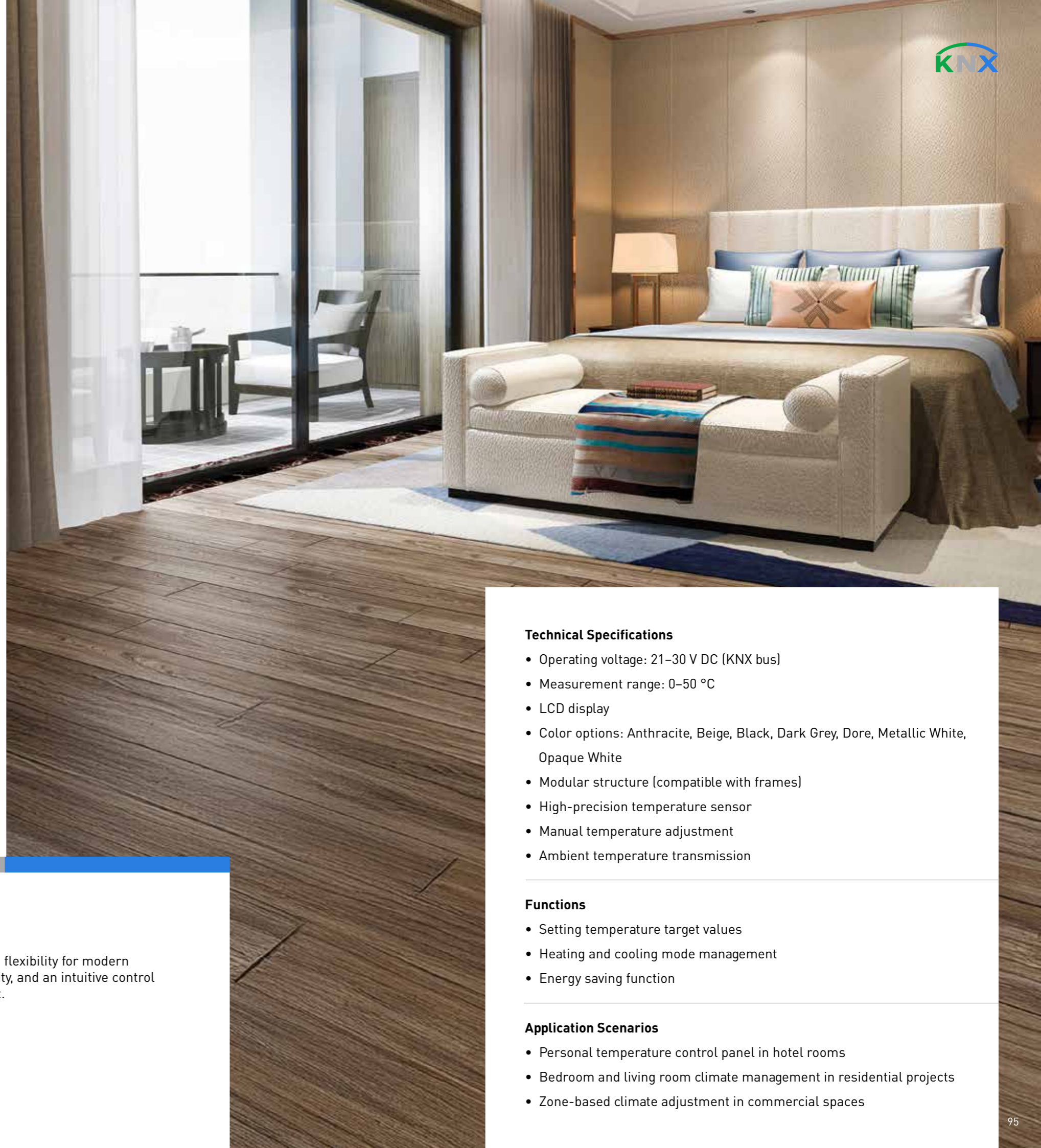


All color and gang variants are available under the product codes below.

WRKT33305AN, WRKT33305BG, WRKT33305BL, WRKT33305DG, WRKT33305DR, WRKT33305MW, WRKT33305WH

Modular Thermostat

The Modular Thermostat series offers maximum customization and flexibility for modern KNX projects. Multiple color options, modular mounting compatibility, and an intuitive control interface ensure seamless integration into any architectural project.



Technical Specifications

- Operating voltage: 21–30 V DC (KNX bus)
- Measurement range: 0–50 °C
- LCD display
- Color options: Anthracite, Beige, Black, Dark Grey, Dore, Metallic White, Opaque White
- Modular structure (compatible with frames)
- High-precision temperature sensor
- Manual temperature adjustment
- Ambient temperature transmission

Functions


- Setting temperature target values
- Heating and cooling mode management
- Energy saving function

Application Scenarios

- Personal temperature control panel in hotel rooms
- Bedroom and living room climate management in residential projects
- Zone-based climate adjustment in commercial spaces



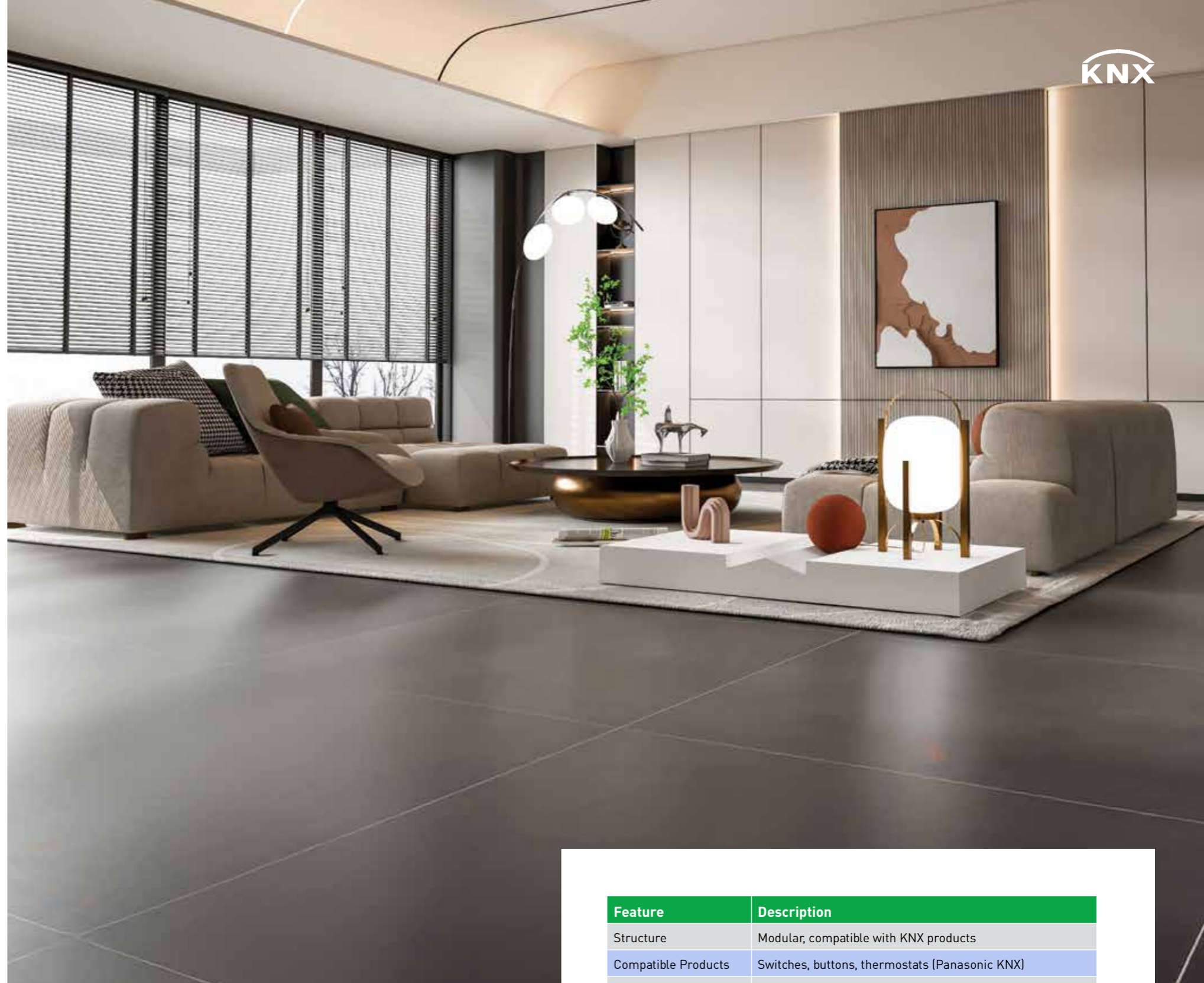
FRAMES AND COVERS



Frames

Fully compatible with the Panasonic KNX series, the Thea frame collections bring technical quality and aesthetic coherence to living spaces. The Ultima, Sistema, Slenda, and Optima series support architectural design visions with a variety of materials, colors, and surface textures. Each frame is built on a modular structure and is fully mechanically compatible with KNX switches and thermostats.

Thanks to premium material quality and meticulous attention to detail, the frames are not merely decorative elements but an integral part of the overall product performance.



Thea Ultima

Ultima brings Italian elegance to interiors through glass, metal, anodized aluminum, and wood options.

Glass models (Opaque White, Light Green, Claret Red, Black) offer striking brilliance. The metallic series (Gold, Chrome, Inox) creates a cohesive modern aesthetic. Eloxal aluminum surfaces (Silver, Bronze, Black) add understated sophistication with a matte finish. Wood versions (Bamboo, Walnut, Wenge) bring natural warmth to any space.

Feature	Description
Structure	Modular, compatible with KNX products
Compatible Products	Switches, buttons, thermostats (Panasonic KNX)
Material Options	Glass, Eloxal, Metallic, Wooden
Durability	Impact and UV resistant

Functions

- Combines aesthetics and functionality in a single component
- Premium materials ensure long-lasting use and visual consistency

Application Scenarios

- Preferred as a striking design complement in luxury residential and villa projects
- Ideal for creating modern and refined environments in commercial offices

Thea ultima | Frame Material and Color Options

Ultima



Color Options

METALLIC




INOX CHROME GOLD

ELOXAL



SILVER BRONZE BLACK

GLASS



WHITE LIGHT GREEN CLARET RED BLACK

WOODEN



BAMBOO WENGE WALNUT

Dimensions



2M 2/3M 3M 4M 7M



2x2M 3x2M 4x2M



Thea Ultima Frames - Product Codes

FRAME COLOR	2M FRAME	2/3M FRAME	3M FRAME	4M FRAME	7M FRAME
WOODEN - Walnut	WVTF2840-5WW	WVTF2842-5WW	WVTF2843-5WW	WVTF2844-5WW	WVTF2847-5WW
WOODEN - Wenge	WVTF2840-5WV	WVTF2842-5WV	WVTF2843-5WV	WVTF2844-5WV	WVTF2847-5WV
WOODEN - Bamboo	WVTF2840-5WB	WVTF2842-5WB	WVTF2843-5WB	WVTF2844-5WB	WVTF2847-5WB
ELOXAL - Silver	WVTF2840-5AS	WVTF2842-5AS	WVTF2843-5AS	WVTF2844-5AS	WVTF2847-5AS
ELOXAL - Bronze	WVTF2840-5AR	WVTF2842-5AR	WVTF2843-5AR	WVTF2844-5AR	WVTF2847-5AR
ELOXAL - Black	WVTF2840-5AB	WVTF2842-5AB	WVTF2843-5AB	WVTF2844-5AB	WVTF2847-5AB
GLASS - White	WVTF2840-5GW	WVTF2842-5GW	WVTF2843-5GW	WVTF2844-5GW	WVTF2847-5GW
GLASS - Light Green	WVTF2840-5GG	WVTF2842-5GG	WVTF2843-5GG	WVTF2844-5GG	WVTF2847-5GG
GLASS - Claret Red	WVTF2840-5GC	WVTF2842-5GC	WVTF2843-5GC	WVTF2844-5GC	WVTF2847-5GC
GLASS - Black	WVTF2840-5GB	WVTF2842-5GB	WVTF2843-5GB	WVTF2844-5GB	WVTF2847-5GB
METALLIC - Chrome	WVTF2840-5MC	WVTF2842-5MC	WVTF2843-5MC	WVTF2844-5MC	WVTF2847-5MC
METALLIC - Inox	WVTF2840-5MI	WVTF2842-5MI	WVTF2843-5MI	WVTF2844-5MI	WVTF2847-5MI
METALLIC - Gold	WVTF2840-5MG	WVTF2842-5MG	WVTF2843-5MG	WVTF2844-5MG	WVTF2847-5MG

FRAME COLOR	2x2M FRAME	3x2M FRAME	4x2M FRAME
WOODEN - Walnut	WVTF2848-5WW	WVTF2849-5WW	WVTF2850-5WW
WOODEN - Wenge	WVTF2848-5WV	WVTF2849-5WV	WVTF2850-5WV
WOODEN - Bamboo	WVTF2848-5WB	WVTF2849-5WB	WVTF2850-5WB
ELOXAL - Silver	WVTF2848-5AS	WVTF2849-5AS	WVTF2850-5AS
ELOXAL - Bronze	WVTF2848-5AR	WVTF2849-5AR	WVTF2850-5AR
ELOXAL - Black	WVTF2848-5AB	WVTF2849-5AB	WVTF2850-5AB
GLASS - White	WVTF2848-5GW	WVTF2849-5GW	WVTF2850-5GW
GLASS - Light Green	WVTF2848-5GG	WVTF2849-5GG	WVTF2850-5GG
GLASS - Claret Red	WVTF2848-5GC	WVTF2849-5GC	WVTF2850-5GC
GLASS - Black	WVTF2848-5GB	WVTF2849-5GB	WVTF2850-5GB
METALLIC - Chrome	WVTF2848-5MC	WVTF2849-5MC	WVTF2850-5MC
METALLIC - Inox	WVTF2848-5MI	WVTF2849-5MI	WVTF2850-5MI
METALLIC - Gold	WVTF2848-5MG	WVTF2849-5MG	WVTF2850-5MG



Thea Sistema

Sistema merges urban aesthetics with modern design details, offering a total of 14 surface and color options for complete creative freedom.

Its zamak construction makes options such as Inox, Chrome, Gold, Antique, Una, and Chrome Matt ready to serve even the most demanding interior design projects.

Feature	Description
Structure	Modular, compatible with KNX products
Compatible Products	Switches, buttons, thermostats (Panasonic KNX)
Material Options	Zamak (Inox, Chrome, Antique, Gold, etc.)
Color Options	14 color options

Functions

- Adapts to any space through its systematic design approach
- Offers a wide palette for interior design with rich visual variety

Application Scenarios

- Adds a sense of corporate modernity to offices and commercial buildings
- Used in high-end residential projects for personalized style choices

Thea sistema | Frame Material and Color Options

Sistema



Color Options



INOX INOX MATT CHROME CHROME MATT UNA ANTIQUE GOLD

Dimensions



2M 3M 4M 7M



2x2M 3x2M 4x2M

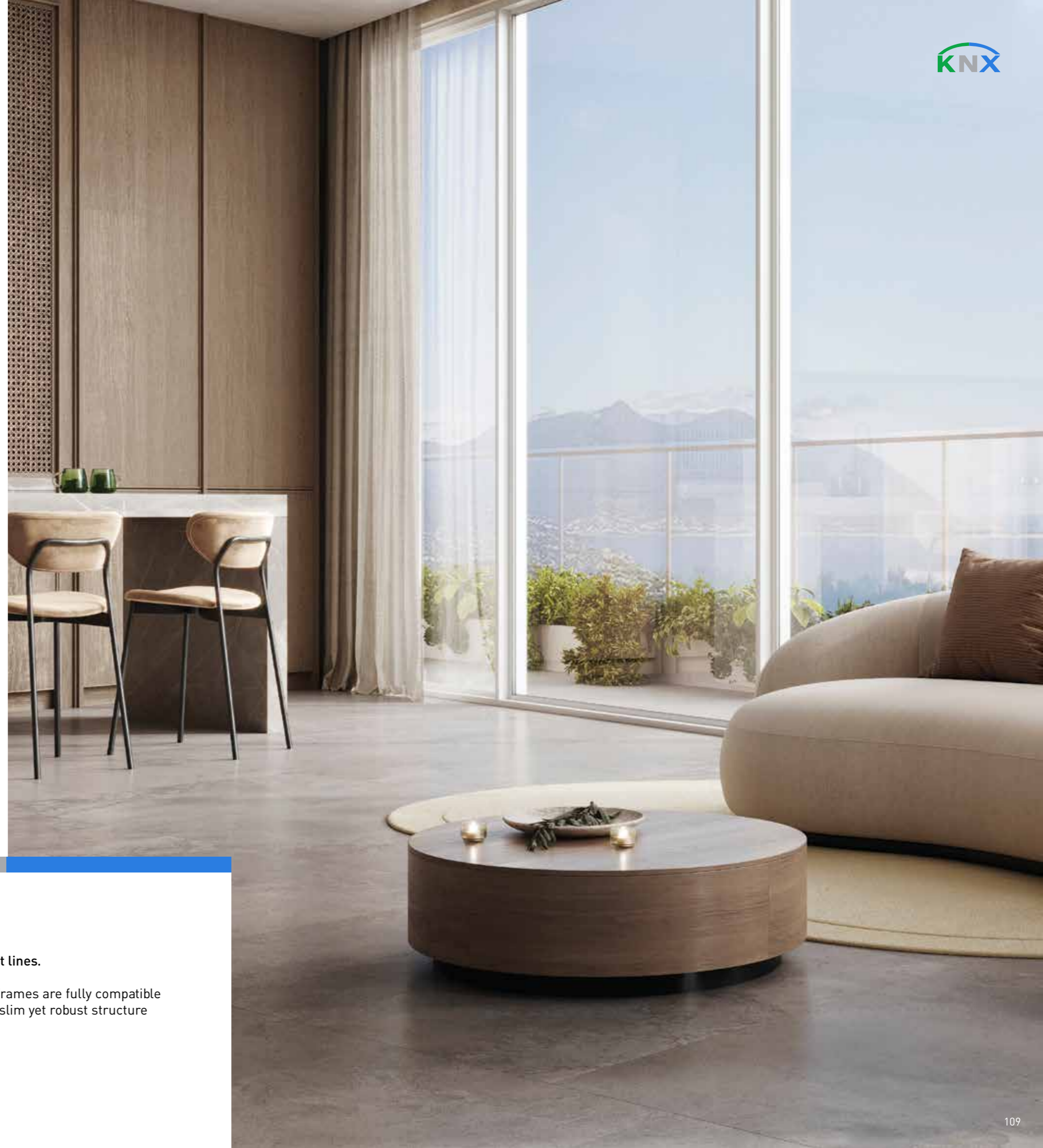



Thea Sistema Frames - Product Codes

FRAME COLOR	2M FRAME	3M FRAME	4M FRAME	7M FRAME
ANTIQUÉ - Dore	WVTF1840-5AQ	WVTF1843-5AQ	WVTF1844-5AQ	WVTF1847-5AQ
ANTIQUÉ - Black	WVTF1840-5AY	WVTF1843-5AY	WVTF1844-5AY	WVTF1847-5AY
CHROME - Dark Grey	WVTF1840-5KF	WVTF1843-5KF	WVTF1844-5KF	WVTF1847-5KF
CHROME - Metallic White	WVTF1840-5CH	WVTF1843-5CH	WVTF1844-5CH	WVTF1847-5CH
CHROME MATT - Dark Grey	WVTF1840-5KD	WVTF1843-5KD	WVTF1844-5KD	WVTF1847-5KD
CHROME MATT - Metallic White	WVTF1840-5CM	WVTF1843-5CM	WVTF1844-5CM	WVTF1847-5CM
GOLD - Dore	WVTF1840-5GL	WVTF1843-5GL	WVTF1844-5GL	WVTF1847-5GL
GOLD - Black	WVTF1840-5GS	WVTF1843-5GS	WVTF1844-5GS	WVTF1847-5GS
INOX - Dark Grey	WVTF1840-5IG	WVTF1843-5IG	WVTF1844-5IG	WVTF1847-5IG
INOX - Metallic White	WVTF1840-5IN	WVTF1843-5IN	WVTF1844-5IN	WVTF1847-5IN
INOX MATT - Dore	WVTF1840-5IM	WVTF1843-5IM	WVTF1844-5IM	WVTF1847-5IM
INOX MATT - Metallic White	WVTF1840-5IB	WVTF1843-5IB	WVTF1844-5IB	WVTF1847-5IB
UNA - Dark Grey	WVTF1840-5UN	WVTF1843-5UN	WVTF1844-5UN	WVTF1847-5UN
UNA - Metallic White	WVTF1840-5UW	WVTF1843-5UW	WVTF1844-5UW	WVTF1847-5UW

FRAME COLOR	2x2M FRAME	3x2M FRAME	4x2M FRAME
ANTIQUÉ - Dore	WVTF1848-5AQ	WVTF1849-5AQ	WVTF1850-5AQ
ANTIQUÉ - Black	WVTF1848-5AY	WVTF1849-5AY	WVTF1850-5AY
CHROME - Dark Grey	WVTF1848-5KF	WVTF1849-5KF	WVTF1850-5KF
CHROME - Metallic White	WVTF1848-5CH	WVTF1849-5CH	WVTF1850-5CH
CHROME MATT - Dark Grey	WVTF1848-5KD	WVTF1849-5KD	WVTF1850-5KD
CHROME MATT - Metallic White	WVTF1848-5CM	WVTF1849-5CM	WVTF1850-5CM
GOLD - Dore	WVTF1848-5GL	WVTF1849-5GL	WVTF1850-5GL
GOLD - Black	WVTF1848-5GS	WVTF1849-5GS	WVTF1850-5GS
INOX - Dark Grey	WVTF1848-5IG	WVTF1849-5IG	WVTF1850-5IG
INOX - Metallic White	WVTF1848-5IN	WVTF1849-5IN	WVTF1850-5IN
INOX MATT - Dore	WVTF1848-5IM	WVTF1849-5IM	WVTF1850-5IM
INOX MATT - Metallic White	WVTF1848-5IB	WVTF1849-5IB	WVTF1850-5IB
UNA - Dark Grey	WVTF1848-5UN	WVTF1849-5UN	WVTF1850-5UN
UNA - Metallic White	WVTF1848-5UW	WVTF1849-5UW	WVTF1850-5UW

NEW



Thea Slenda

Thea Slenda adds an elegant touch to any space with its minimalist lines.

Available in 7 color options to complement any décor, Thea Slenda frames are fully compatible with Thea modular mechanisms and KNX automation switches. Its slim yet robust structure ensures long-lasting use.

Thea Slenda | Frame Material and Color Options



Slenda



Color Options



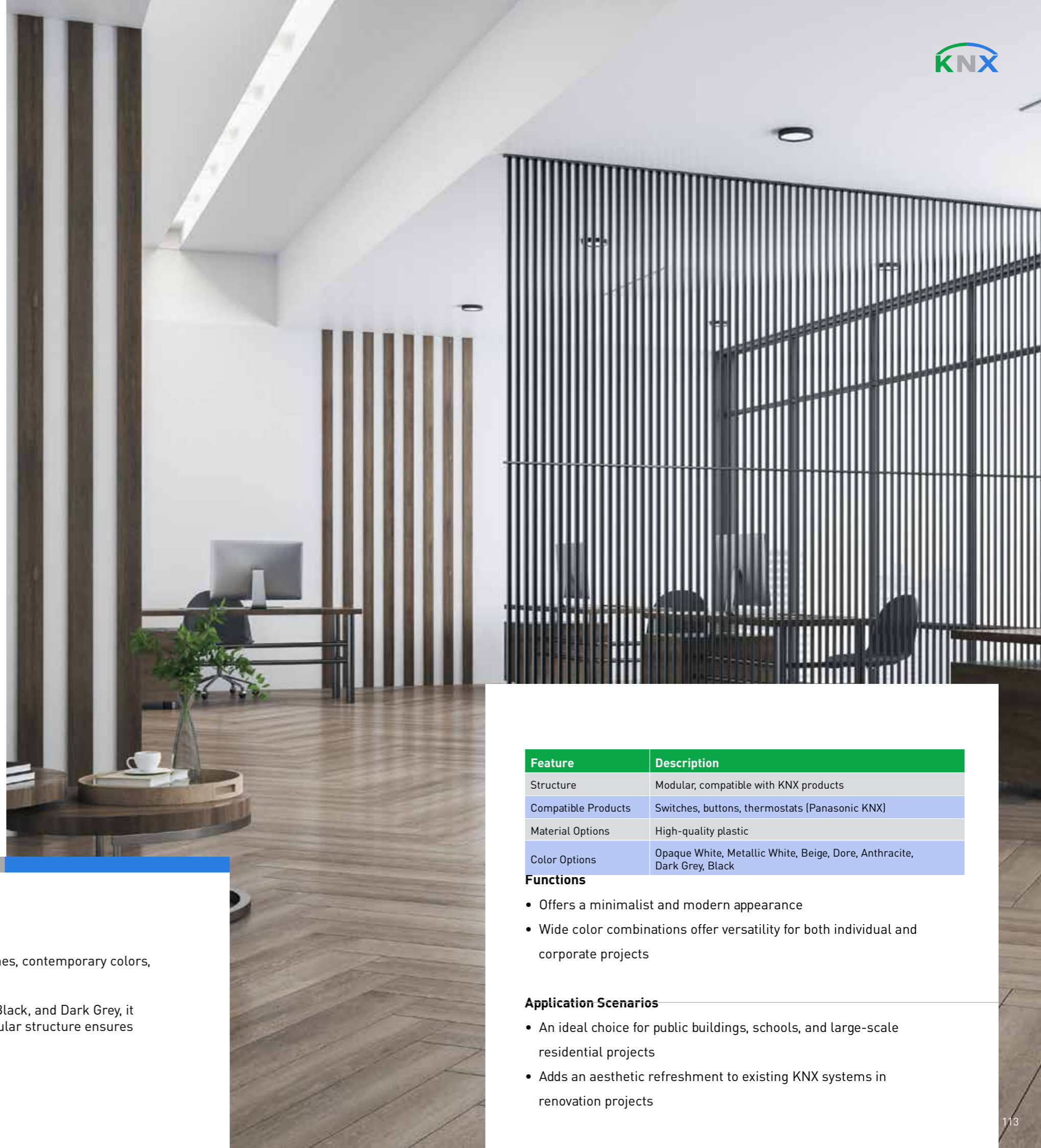
Dimensions



Thea Slenda Frames - Product Codes

FRAME COLOR	2M FRAME	3M FRAME	4M FRAME	7M FRAME
Anthracite	WVTF3840-1AN	WVTF3843-1AN	WVTF3844-1AN	WVTF3847-1AN
Opaque White	WVTF3840-1WH	WVTF3843-1WH	WVTF3844-1WH	WVTF3847-1WH
Beige	WVTF3840-1BG	WVTF3843-1BG	WVTF3844-1BG	WVTF3847-1BG
Dore	WVTF3840-1DR	WVTF3843-1DR	WVTF3844-1DR	WVTF3847-1DR
Black	WVTF3840-1BL	WVTF3843-1BL	WVTF3844-1BL	WVTF3847-1BL
Metallic White	WVTF3840-1MW	WVTF3843-1MW	WVTF3844-1MW	WVTF3847-1MW
Dark Grey	WVTF3840-1DG	WVTF3843-1DG	WVTF3844-1DG	WVTF3847-1DG

FRAME COLOR	1x3M FRAME	2x2M FRAME	2x3M FRAME	3x2M FRAME	4x2M FRAME
Anthracite	WVTF3841-1AN	WVTF3842-1AN	WVTF3848-1AN	WVTF3849-1AN	WVTF3850-1AN
Opaque White	WVTF3841-1WH	WVTF3842-1WH	WVTF3848-1WH	WVTF3849-1WH	WVTF3850-1WH
Beige	WVTF3841-1BG	WVTF3842-1BG	WVTF3848-1BG	WVTF3849-1BG	WVTF3850-1BG
Dore	WVTF3841-1DR	WVTF3842-1DR	WVTF3848-1DR	WVTF3849-1DR	WVTF3850-1DR
Black	WVTF3841-1BL	WVTF3842-1BL	WVTF3848-1BL	WVTF3849-1BL	WVTF3850-1BL
Metallic White	WVTF3841-1MW	WVTF3842-1MW	WVTF3848-1MW	WVTF3849-1MW	WVTF3850-1MW
Dark Grey	WVTF3841-1DG	WVTF3842-1DG	WVTF3848-1DG	WVTF3849-1DG	WVTF3850-1DG



Thea Optima

Optima brings a breath of fresh air to living spaces with its clean lines, contemporary colors, and harmonious form.

Available in Opaque White, Beige, Metallic White, Dore, Anthracite, Black, and Dark Grey, it delivers style, simplicity, and durability in any environment. Its modular structure ensures seamless compatibility with all Panasonic KNX products.

Feature	Description
Structure	Modular, compatible with KNX products
Compatible Products	Switches, buttons, thermostats (Panasonic KNX)
Material Options	High-quality plastic
Color Options	Opaque White, Metallic White, Beige, Dore, Anthracite, Dark Grey, Black

Functions

- Offers a minimalist and modern appearance
- Wide color combinations offer versatility for both individual and corporate projects

Application Scenarios

- An ideal choice for public buildings, schools, and large-scale residential projects
- Adds an aesthetic refreshment to existing KNX systems in renovation projects

Thea optima | Frame Material and Color Options

Optima




Color Options

OPAQUE

METALLIC



Dimensions



Thea Optima Frames - Product Codes

FRAME COLOR	2M FRAME	3M FRAME	4M FRAME	7M FRAME
Anthracite	WVTF0840-1AN	WVTF0843-1AN	WVTF0844-1AN	WVTF0847-1AN
Dore	WVTF0840-1DR	WVTF0843-1DR	WVTF0844-1DR	WVTF0847-1DR
Dark Grey	WVTF0840-1DG	WVTF0843-1DG	WVTF0844-1DG	WVTF0847-1DG
Beige	WVTF0840-1BG	WVTF0843-1BG	WVTF0844-1BG	WVTF0847-1BG
Metallic White	WVTF0840-1MW	WVTF0843-1MW	WVTF0844-1MW	WVTF0847-1MW
Opaque White	WVTF0840-1WH	WVTF0843-1WH	WVTF0844-1WH	WVTF0847-1WH
Black	WVTF0840-1BL	WVTF0843-1BL	WVTF0844-1BL	WVTF0847-1BL

FRAME COLOR	2x2M FRAME	2x3M FRAME	3x2M FRAME	4x2M FRAME
Anthracite	WVTF0848-1AN	WVTF0842-1AN	WVTF0849-1AN	WVTF0850-1AN
Dore	WVTF0848-1DR	WVTF0842-1DR	WVTF0849-1DR	WVTF0850-1DR
Dark Grey	WVTF0848-1DG	WVTF0842-1DG	WVTF0849-1DG	WVTF0850-1DG
Beige	WVTF0848-1BG	WVTF0842-1BG	WVTF0849-1BG	WVTF0850-1BG
Metallic White	WVTF0848-1MW	WVTF0842-1MW	WVTF0849-1MW	WVTF0850-1MW
Opaque White	WVTF0848-1WH	WVTF0842-1WH	WVTF0849-1WH	WVTF0850-1WH
Black	WVTF0848-1BL	WVTF0842-1BL	WVTF0849-1BL	WVTF0850-1BL



Covers


Panasonic automation switch covers offer both aesthetic and functional solutions with a variety of color and module options. Modern color alternatives including Opaque White, Black, Dore, Metallic White, Dark Grey, and Anthracite add style to any living space.

Covers are available in 1M, 2M, and 1/2M sizes. Using these modules, configurations can be built to suit different applications: 1 Gang (2M), 2 Gang (2M), 4 Gang (2M), 3 Gang (3M), and 4 Gang (4M). LED windows allow practical use even in low-light environments.

PRODUCT NAME	PRODUCT CODE
KNX Dual LED Automation Switch Cover (1/2M) Anthracite	WRKT84004AN
KNX Dual LED Automation Switch Cover (1/2M) Beige	WRKT84004BG
KNX Dual LED Automation Switch Cover (1/2M) Black	WRKT84004BL
KNX Dual LED Automation Switch Cover (1/2M) Dark Grey	WRKT84004DG
KNX Dual LED Automation Switch Cover (1/2M) Dore	WRKT84004DR
KNX Dual LED Automation Switch Cover (1/2M) Metallic White	WRKT84004MW
KNX Dual LED Automation Switch Cover (1/2M) Opaque White	WRKT84004WH
KNX Dual LED Automation Switch Cover (1M) Anthracite	WRKT84014AN
KNX Dual LED Automation Switch Cover (1M) Beige	WRKT84014BG
KNX Dual LED Automation Switch Cover (1M) Black	WRKT84014BL
KNX Dual LED Automation Switch Cover (1M) Dark Grey	WRKT84014DG
KNX Dual LED Automation Switch Cover (1M) Dore	WRKT84014DR
KNX Dual LED Automation Switch Cover (1M) Metallic White	WRKT84014MW
KNX Dual LED Automation Switch Cover (1M) Opaque White	WRKT84014WH
KNX Dual LED Automation Switch Cover (2M) Anthracite	WRKT84024AN
KNX Dual LED Automation Switch Cover (2M) Beige	WRKT84024BG
KNX Dual LED Automation Switch Cover (2M) Black	WRKT84024BL
KNX Dual LED Automation Switch Cover (2M) Dark Grey	WRKT84024DG
KNX Dual LED Automation Switch Cover (2M) Dore	WRKT84024DR
KNX Dual LED Automation Switch Cover (2M) Metallic White	WRKT84024MW
KNX Dual LED Automation Switch Cover (2M) Opaque White	WRKT84024WH

COVERS | Color Options

OPAQUE WHITE



BEIGE



METALLIC WHITE



DORE



ANTHRACITE



DARK GREY



BLACK



Button Cover + Mechanism



LED Colors



BLUE CYAN GREEN MAGENTA RED

ACCESSORIES | Mechanism - Cover Guide

Product Configuration Table

KNX MODULAR AUTOMATION SWITCHES			BUTTON COVER		
			1/2M WRKT84004XX	1M WRKT84014XX	2M WRKT84024XX
WRKT63215NC	KNX Modular Automation Switch (Multi-Color)	2M 1 GANG			1 Piece
WRKT63225NC	KNX Modular Automation Switch (Multi-Color)	2M 2 GANG		2 Piece	
WRKT63245NC	KNX Modular Automation Switch (Multi-Color)	2M 4 GANG	4 Piece		
WRKT63335NC	KNX Modular Automation Switch (Multi-Color)	3M 3 GANG		3 Piece	
WRKT63445NC	KNX Modular Automation Switch (Multi-Color)	4M 4 GANG		4 Piece	
WRKT64215NC	KNX Modular Automation Switch (Multi-Color + Temperature Sensor)	2M 1 GANG			1 Piece
WRKT64225NC	KNX Modular Automation Switch (Multi-Color + Temperature Sensor)	2M 2 GANG		2 Piece	
WRKT64245NC	KNX Modular Automation Switch (Multi-Color + Temperature Sensor)	2M 4 GANG			
WRKT64335NC	KNX Modular Automation Switch (Multi-Color + Temperature Sensor)	3M 3 GANG		3 Piece	
WRKT64445NC	KNX Modular Automation Switch (Multi-Color + Temperature Sensor)	4M 4 GANG		4 Piece	

COLOR CODES	
XX	DESCRIPTION
WH	OPAQUE WHITE
MW	METALLIC WHITE
BG	BEIGE
DR	DORE
AN	ANTHRACITE
DG	DARK GREY
BL	BLACK

BUTTON COVER COLORS	1/2 M	1M	2M
Opaque White	WRKT84004WH	WRKT84014WH	WRKT84024WH
Beige	WRKT84004BG	WRKT84014BG	WRKT84024BG
Metallic White	WRKT84004MW	WRKT84014MW	WRKT84024MW
Dark Grey	WRKT84004DG	WRKT84014DG	WRKT84024DG
Dore	WRKT84004DR	WRKT84014DR	WRKT84024DR
Anthracite	WRKT84004AN	WRKT84014AN	WRKT84024AN
Black	WRKT84004BL	WRKT84014BL	WRKT84 024BL



2x1 / 1 GANG (2M) WRKT63215NC		2M WRKT84024XX		x1
4x2 / 2 GANG (2M) WRKT63225NC		1M WRKT84014XX		x2
8x4 / 4 GANG (2M) WRKT64245NC		1/2M WRKT84004XX		x4
6x3 / 3 GANG (3M) WRKT63335NC		1M WRKT84014XX		x3
8x4 / 4 GANG (4M) WRKT64445NC		1M WRKT84014XX		x4



MULTIFUNCTIONAL
AUTOMATION SWITCHES



Multifunctional Automation Switches: Multis

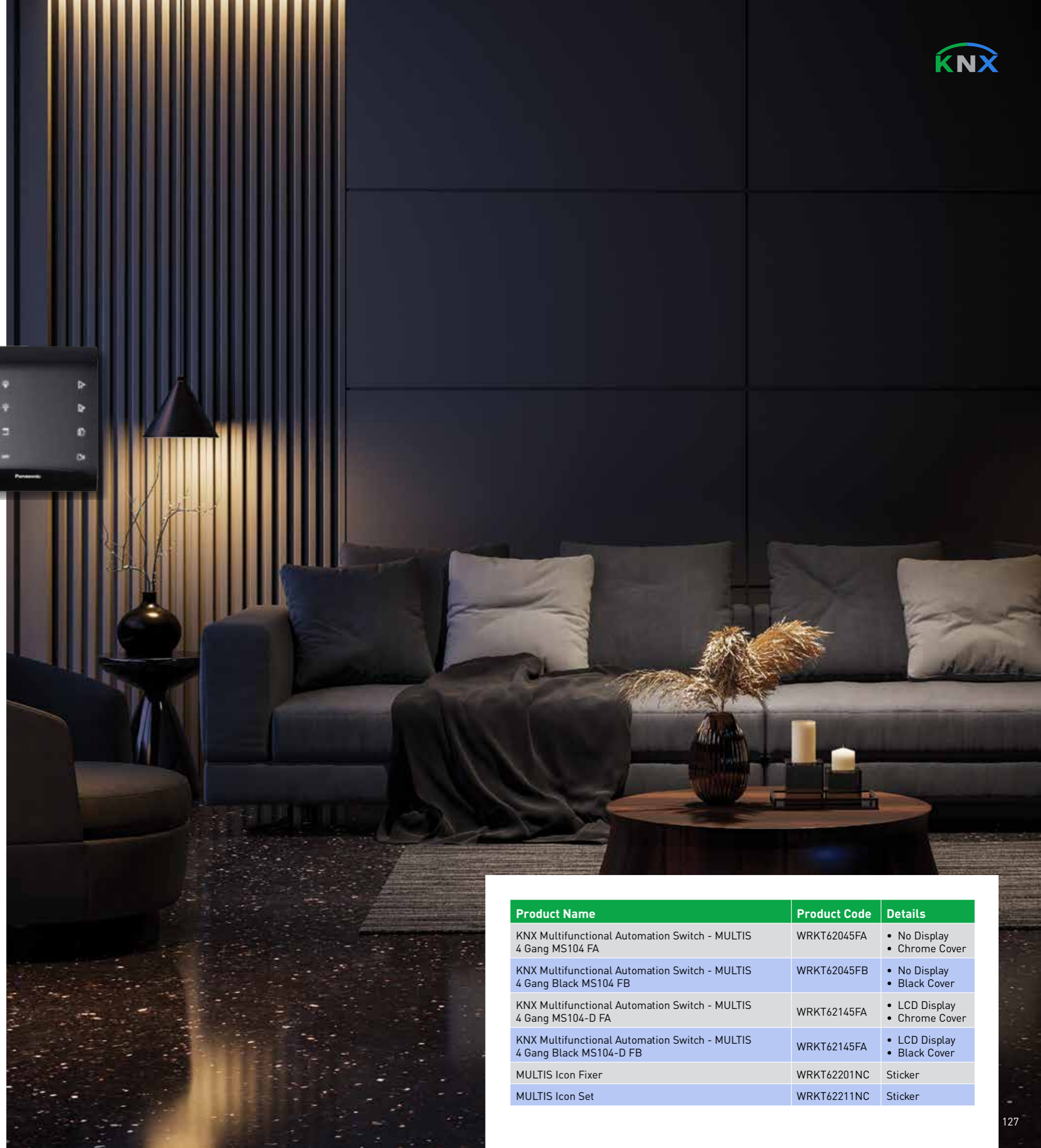
Multis delivers a premium level of comfort in smart building automation with its user-friendly interface and refined design. Touch control, audible feedback, and customizable icons provide the ideal solution for every scene. With LCD and non-LCD model options, it adapts to different user preferences and decoration styles.

Advanced sensor features including proximity, temperature, and humidity support energy savings while maintaining comfort and efficiency. Equipped with advanced thermostat control, scene triggering, and weekly scheduling, Multis is an effective solution for both residential and commercial projects.



Technical Specifications

- Number of Buttons: 12/15 capacitive touch buttons
- Feedback: Audible feedback support
- LED Indicators: Individual LED indicator per button
- Personalization: Custom icon label set for touch buttons
- Sensor Features:
 - Proximity sensor for occupancy detection and display standby activation
 - Built-in temperature and humidity sensor
- Thermostat Function:
 - Weekly time scheduling
 - Manual or automatic temperature control
- Other Functions:
 - Scene control
 - Energy saving scenes



Product Name	Product Code	Details
KNX Multifunctional Automation Switch - MULTIS 4 Gang MS104 FA	WRKT62045FA	<ul style="list-style-type: none"> • No Display • Chrome Cover
KNX Multifunctional Automation Switch - MULTIS 4 Gang Black MS104 FB	WRKT62045FB	<ul style="list-style-type: none"> • No Display • Black Cover
KNX Multifunctional Automation Switch - MULTIS 4 Gang MS104-D FA	WRKT62145FA	<ul style="list-style-type: none"> • LCD Display • Chrome Cover
KNX Multifunctional Automation Switch - MULTIS 4 Gang Black MS104-D FB	WRKT62145FA	<ul style="list-style-type: none"> • LCD Display • Black Cover
MULTIS Icon Fixer	WRKT62201NC	Sticker
MULTIS Icon Set	WRKT62211NC	Sticker

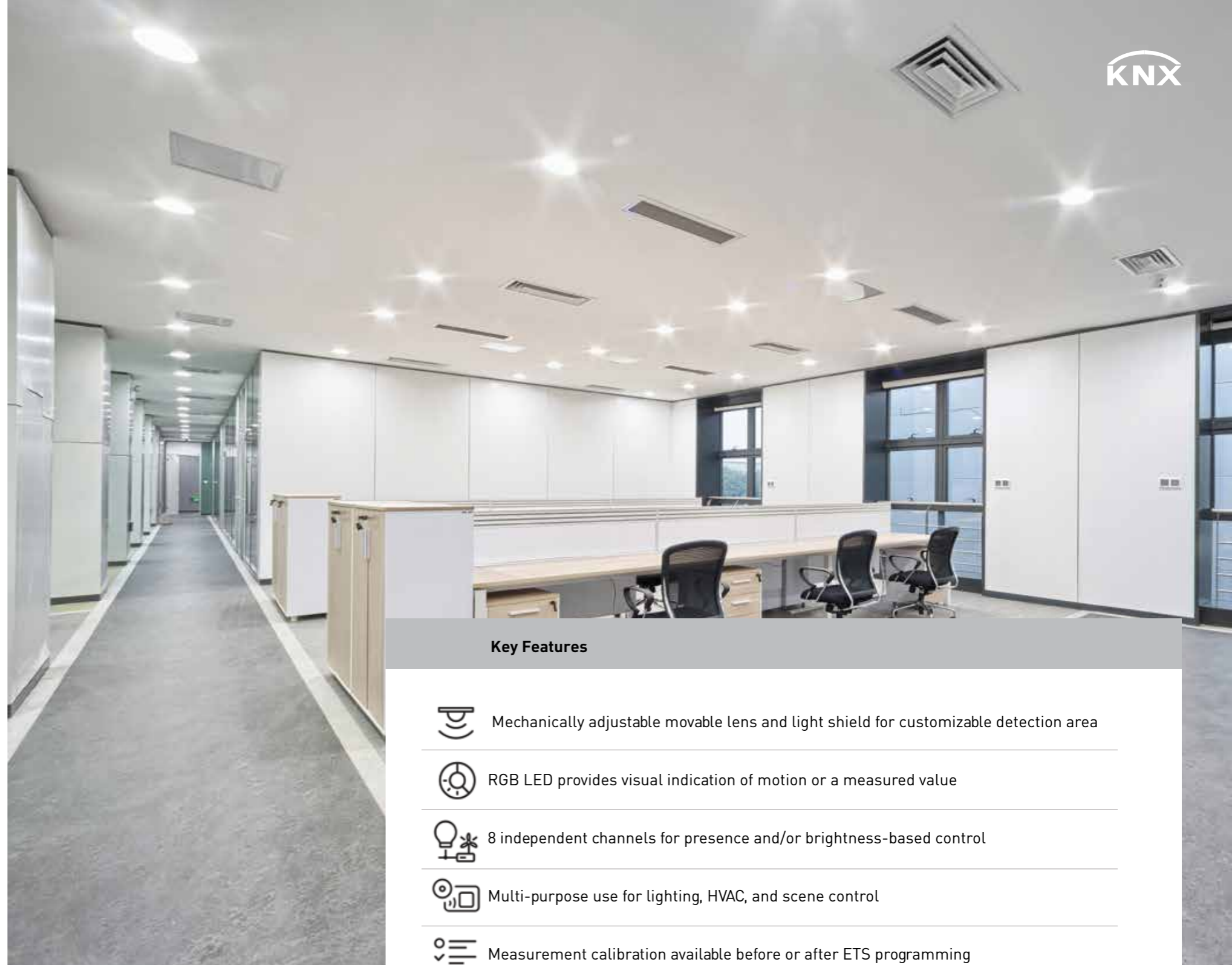


DETECTORS



Product Codes:

- **WRKT32005NC**
A100 (Motion + Brightness)
- **WRKT32015NC**
A100-T (Motion + Brightness + Temperature + Humidity)
- **WRKT83004NC**
A100 Mounting Box














KNX Ceiling Presence Detector – A100 Series

The KNX Ceiling Presence Detector A100 Series is a high-precision detector developed to optimize lighting, HVAC, and scene control. The device is powered via KNX and can be programmed through ETS. Depending on the model, it can measure brightness, temperature, and humidity, transmitting this data to other devices over the KNX line.

Its standard motion detection and brightness measurement capabilities support energy savings in lighting automation. The device is suitable for both flush-mount and surface-mount installation via a mounting box. It delivers effective automation across a wide range of projects including offices, hotels, schools, and residential buildings.

Key Features

-  Mechanically adjustable movable lens and light shield for customizable detection area
-  RGB LED provides visual indication of motion or a measured value
-  8 independent channels for presence and/or brightness-based control
-  Multi-purpose use for lighting, HVAC, and scene control
-  Measurement calibration available before or after ETS programming
-  Alarm function triggered when defined measurement thresholds are exceeded
-  Master/Slave and Master/Master configurations supported
-  Channels can operate based on internal or external detector sources
-  Independent lock and manual control per channel (e.g. on/off via button)
-  Scene control support for triggering complex scenarios
-  Test mode for verifying detection area and functions during installation



PRESENCE



BRIGHTNESS



TEMPERATURE



HUMIDITY



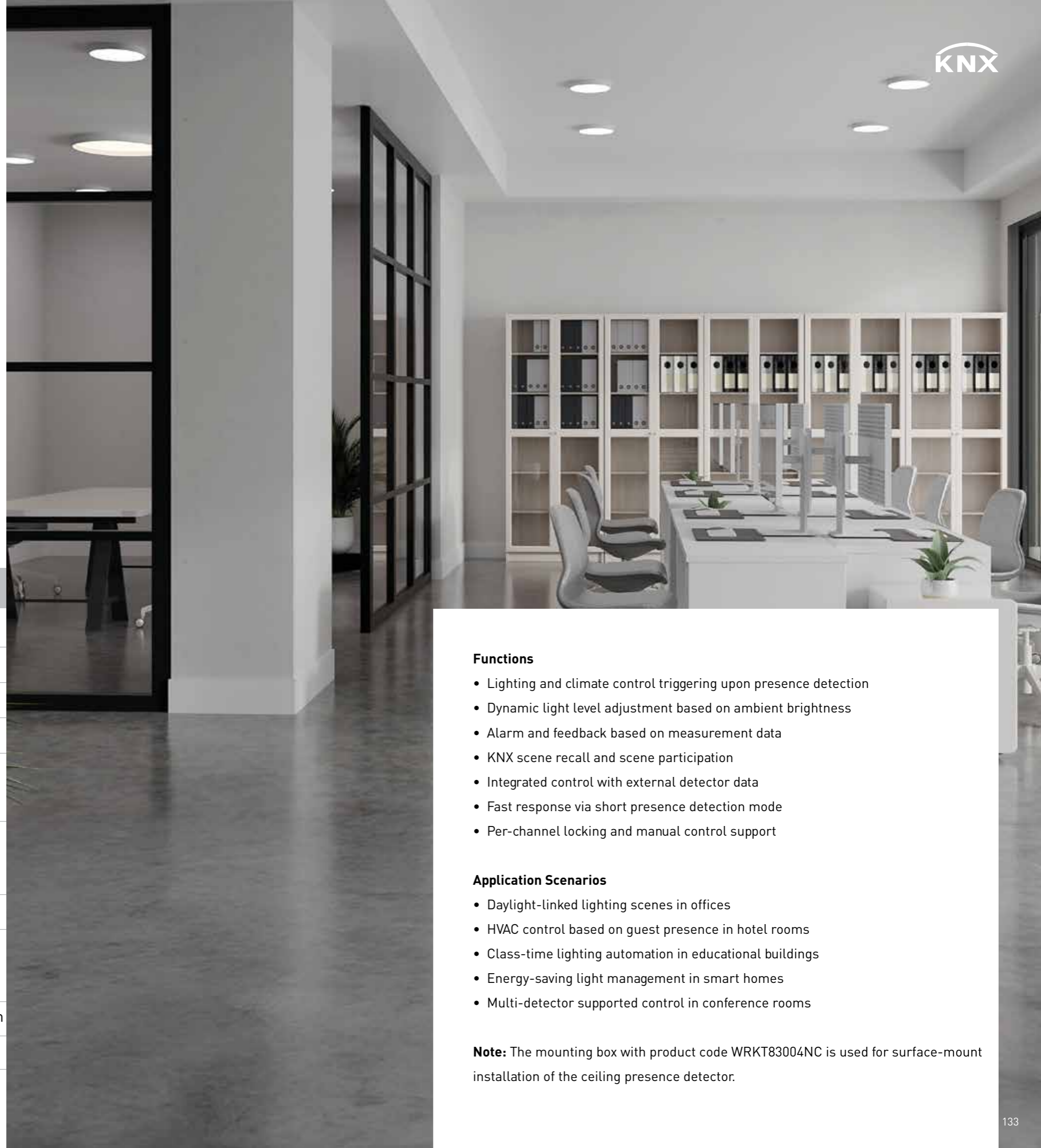
PRESENCE



BRIGHTNESS

KNX Ceiling Presence Detector – A100 Series

Feature	Detail
KNX Connection	TP (Twisted Pair)
Mounting Type	Flush-mount / Surface-mount (with box)
Mounting Height	2.4 m - 3.7 m
Detection Angle	Adjustable with 360° lens rotation
Detection Diameter (without light shield)	Ø3.9 m – Ø7.0 m
Detection Diameter (with light shield)	Ø1.75 m – Ø3.15 m
Brightness Measurement Range	1-3000 lux
Additional Detectors (model dependent)	Temperature / Humidity
RGB LED	3 colors – motion / measurement indication
Number of Channels	8 independent channels
Programming Tool	ETS5 or higher



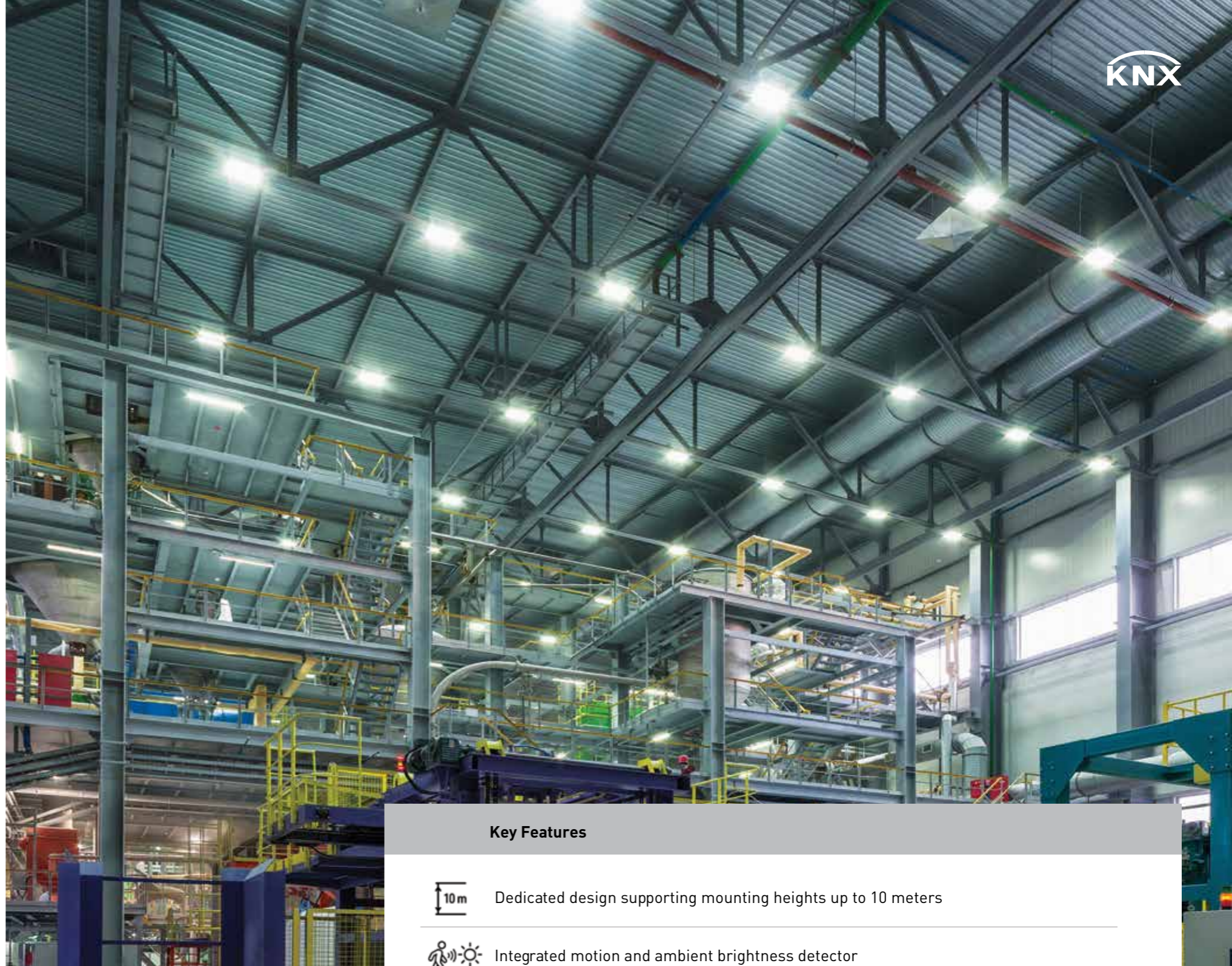
Functions

- Lighting and climate control triggering upon presence detection
- Dynamic light level adjustment based on ambient brightness
- Alarm and feedback based on measurement data
- KNX scene recall and scene participation
- Integrated control with external detector data
- Fast response via short presence detection mode
- Per-channel locking and manual control support

Application Scenarios

- Daylight-linked lighting scenes in offices
- HVAC control based on guest presence in hotel rooms
- Class-time lighting automation in educational buildings
- Energy-saving light management in smart homes
- Multi-detector supported control in conference rooms

Note: The mounting box with product code WRKT83004NC is used for surface-mount installation of the ceiling presence detector.











KNX High-Bay Presence Detector

The KNX High-Bay Presence Detector is an advanced presence and brightness detection solution developed for high-ceiling environments. It measures not only motion but also ambient brightness, enabling precise control of lighting and HVAC systems via KNX. It provides reliable automation in warehouses, sports halls, factory floors, and high-ceiling commercial spaces.

Fully integrated with the KNX system, the detector can be parameterized via ETS 5, supports various mounting configurations, and can mask unwanted detection zones through its advanced lens design.

Key Features

-  Dedicated design supporting mounting heights up to 10 meters
-  Integrated motion and ambient brightness detector
-  Full KNX (TP) compatibility, works in sync with central control systems
-  All parameters and functions configurable via ETS 5
-  Lens protection shield for masking unwanted detection zones
-  Flexible installation with surface-mount or flush-mount options
-  Brightness-focused lighting control and HVAC triggering for energy efficiency
-  Support for advanced functions including alarm, scene triggering, and scheduling



KNX High-Bay Presence Detector

Feature	Detail
Product Code	WRKT32305NC
Mounting Height	2.5 m - 10 m
Detection Angle	Adjustable with 360° lens rotation
Detection Diameter (without shield)	Ø 16 m
Detection Diameter (with shield)	Ø 1 m – 14 m (depending on shield type)
Lens Shield Segments	A, B, C (each containing 6 sub-sections)
KNX Compatibility	Yes (TP connection)
Programming	ETS 5 or higher
Mounting Type	Flush-mount / Surface-mount



Functions

- Effective presence detection in high-ceiling spaces
- Lighting activation and deactivation based on brightness measurement
- HVAC activation only when needed
- Alarm function for security and energy monitoring
- Scene recall, scheduling, and scene triggering via KNX
- Extended coverage in large areas through slave detector integration

Application Scenarios

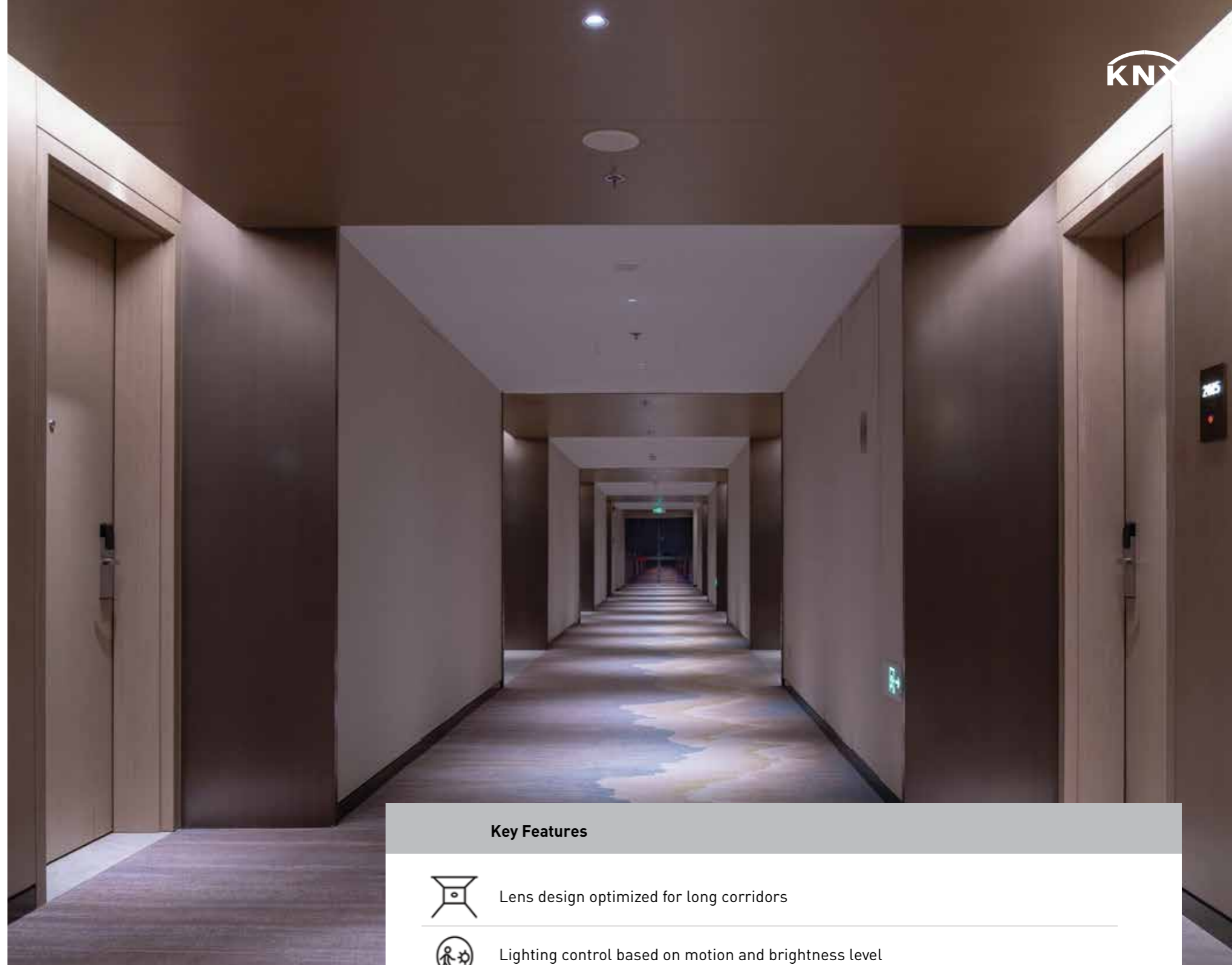
- Presence-based LED lighting control in logistics centers
- Daylight-linked automation for energy savings in production halls
- Brightness-based HVAC management in sports halls
- Zone-based motion-triggered lighting in car parks
- Area-specific control in warehouse corridors via segmented lens



Product Codes:

WRKT32105NC - Surface-mount

WRKT32205NC - Flush-mount











KNX Corridor Type Presence Detector

Panasonic KNX Corridor Type Presence Detector is purpose-built for motion detection in long and narrow spaces. It operates effectively in corridors, transition areas, hotel floors, school and office lobbies. Its compact design and straightforward installation make it suitable for any type of project.

Operating via KNX, these detectors can control lighting based on brightness and motion data. Coverage can be extended across larger areas through slave detector connections. The product is available in both surface-mount and flush-mount options.

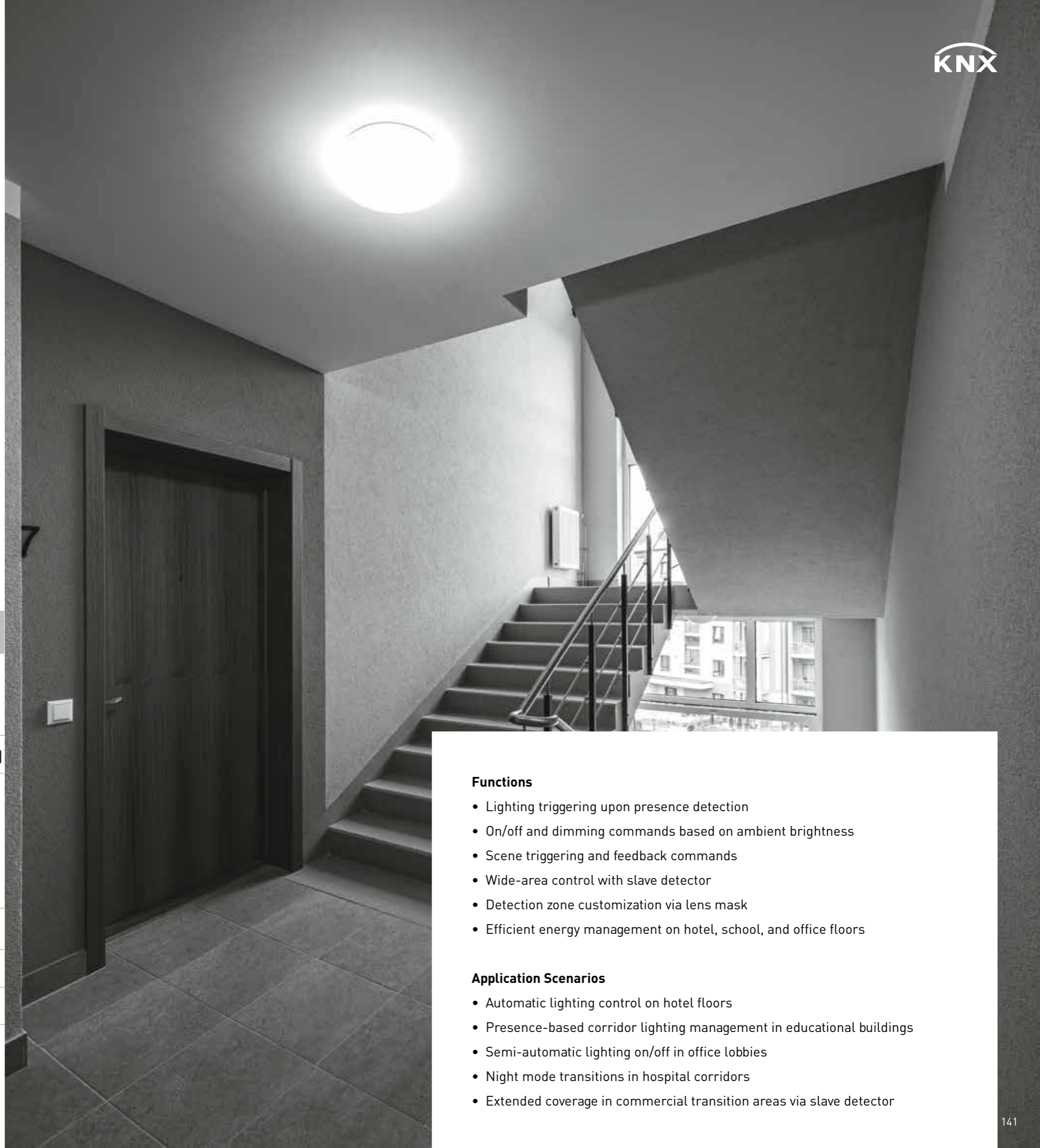
Key Features

- 
Lens design optimized for long corridors
- 
Lighting control based on motion and brightness level
- 
Automatic (AUTO) and semi-automatic (SEMI-AUTO) mode support
- 
Motion detection feedback via LED indicator
- 
Slave detector connection support for extended detection coverage
- 
Easy configuration via ETS
- 
Lens protection shield for masking unwanted detection zones
- 
Flush (WRKT32205NC) and surface mounted (WRKT32105NC) installation types



KNX Corridor Type Presence Detector

Feature	Detail
Product Codes	WRKT32105NC (Surface-mount) WRKT32205NC (Flush-mount)
Detection Angle	180° – 360° (optimized with corridor lens)
Detection Area	Sideways: approx. 40 m length (20 m each side), 5 m width, 2.5 m height, 20 °C / Forward: approx. 16 m length (8 m each side), 3 m width, 2.5 m height, 20 °C
Programming	ETS 5 or higher
Mounting Type	Surface-mount / Flush-mount
Indicators	Red LED
Slave Detector Connection	Yes



Functions

- Lighting triggering upon presence detection
- On/off and dimming commands based on ambient brightness
- Scene triggering and feedback commands
- Wide-area control with slave detector
- Detection zone customization via lens mask
- Efficient energy management on hotel, school, and office floors

Application Scenarios

- Automatic lighting control on hotel floors
- Presence-based corridor lighting management in educational buildings
- Semi-automatic lighting on/off in office lobbies
- Night mode transitions in hospital corridors
- Extended coverage in commercial transition areas via slave detector



KNX SYSTEM DEVICES



KNX System Devices

Panasonic KNX System Devices form the backbone of building automation infrastructure. They enable communication between different lines, remote access, and overall system stability. These devices simplify the programming process and offer maximum flexibility and control in projects of any scale.



Product Code:
WRKT25325NC

KNX USB Gateway

The KNX USB Gateway TP is a practical and compact solution that enables direct connection between computers and the KNX TP line. It serves as an ideal connection point for quick on-site intervention, individual programming, or small-scale projects. No external power supply is required.

Technical Specifications

- Bidirectional connection between computers and the KNX TP line
- Plug-and-play USB-B connection (USB 2.0)
- ETS programming support
- No external power supply required
- Compact design

Application Scenarios

- On-site programming and technical service applications
- Connection point for training and demo systems
- Installation and testing of small-scale KNX projects



Product Code:
WRKT2552NC

KNX USB Gateway Type-C

The KNX USB Gateway Type-C WZ is a modern programming and diagnostics interface designed for field technicians and system integrators. Its USB-C connection ensures full compatibility with the latest generation of computers. KNX Long Frames support significantly accelerates ETS program downloads to compatible devices and provides the infrastructure required for KNX Security applications. Galvanic isolation from the KNX line adds an extra layer of protection for connected equipment.

Technical Specifications

- **Connection:** Galvanically isolated USB Type-C interface between computer and KNX TP line
- **Fast Programming:** Faster configuration and application downloads via KNX Long Frames support
- **Compatibility:** Full support as a programming interface with ETS® (all versions)
- **Developer Support:** Custom software integrations via BAOS V2 protocol and SDK options
- **Indicators:** Multi-color LEDs showing operating status and bus communication errors
- **Design:** Compact DIN rail design, 1 module (18 mm) wide
- **Power:** No external power supply required

Application Scenarios

- **Field Applications:** Fast and efficient commissioning, maintenance, and fault diagnosis
- **Secure Installations:** Programming and configuration of KNX Security-enabled devices
- **Training and Testing:** Ideal connection point for training centers, test laboratories, and demo panels



KNX USB Gateway Type-C Technical Specifications

Category	Feature	Detail
Electrical Safety	Protection Class (per EN 60529): IP20	IP20
CE Compliance	Directives	EMC Directive 2014/30/EU, RoHS Directive 2011/65/EU
	Applicable standards	EN 63044-3: 2018, EN 63044-5-1: 2019, EN 63044-5-2: 2019, EN 63044-5-3: 2019 EN 61000-6-2: 2019, EN 61000-6-3: 2021 EN 63000: 2018
Environmental Conditions	Operating Temperature	-5 °C ... +45 °C
	Storage Temperature	-25 °C ... +70 °C
	Relative Humidity (non-condensing)	5% ... 93%
Mechanical	Housing Material	Plastic (PC)
	Mounting Type	DIN Rail
	Width	1 Module (18 mm)
	Weight	Approx. 40 g
Indicators	LEDs	3 multi-color LEDs
KNX	Communication Medium	TP (Twisted Pair)
	Interface Protocol	HID/cEMI
	Max. APDU Length	233
	Object Server	BAOS V2
	Device Model	System B
Power	Consumption (USB)	← 15 mA
	Consumption (KNX)	← 3 mA
Connectors	Bus Connection	KNX TP bus connector (Red/Black)
	USB Connection	Type-C
	Max. Cable Length	5 m



Product Code:
WRKT23505NC



KNX Secure Area/Line Coupler

The KNX Secure Area/Line Coupler WZ connects two KNX TP segments (area or line), providing both galvanic isolation and secure communication. Supporting the KNX Data Security (AES-128) standard, it encrypts telegram traffic to protect against unauthorized access and manipulation. With Security Proxy and Segment Coupler functions (via ETS6), it is an ideal solution for building modern and secure KNX topologies. Its extended filter table efficiently manages data traffic to optimize bus load.

Technical Specifications

- **Security:** KNX Data Security (AES-128), Security Proxy and Segment Coupler support
- **Functions:** Configurable as Area Coupler, Line Coupler, or Repeater
- **Filtering:** Extended telegram filter table for main groups 0-31
- **Isolation:** Full galvanic isolation between main line and sub-line
- **Commissioning:** Button to temporarily disable filtering for test and diagnostic purposes
- **Performance:** Buffer capacity of up to 150 telegrams
- **Design:** Compact DIN rail design, 1 module (18 mm) wide
- **Power:** No external power supply required; powered from the main KNX line

Application Scenarios

- **Secure Segmentation:** Building a secure and isolated communication infrastructure between different building areas such as public and private zones
- **System Stability:** Optimizing bus traffic in large-scale projects and containing potential faults to a specific line to ensure overall system continuity
- **Security Upgrade:** Integrating existing KNX lines into a secure backbone that supports the KNX Data Security standard



KNX Secure Area/Line Coupler Technical Specifications

Category	Feature	Detail
Electrical Safety	Protection class (per EN 60529)	IP20
CE Compliance	Directives	EMC Directive 2014/30/EU, RoHS Directive 2011/65/EU
	Applicable Standards	EN 63044-3: 2018, EN 63044-5-1: 2019, EN 63044-5-2: 2019, EN 63044-5-3: 2019, EN 61000-6-2: 2019, EN 61000-6-3: 2021
		EN 61000-6-2: 2019, EN 61000-6-3: 2021 EN 63000: 2018
Environmental Conditions	Operating Temperature	-5 °C ... +45 °C
	Storage Temperature	-25 °C ... +70 °C
	Relative Humidity (non-condensing)	5% ... 93%
Mechanical	Housing Material	Plastic (PC)
	Mounting Type	DIN Rail
	Width	1 module (18 mm)
	Weight	Approx. 40 g
Controls and Indicators	Buttons and LEDs	2 buttons and 3 multi-color LEDs
	Programming Button	KNX programming button with LED (red)
KNX	Communication Medium	TP/TP
	Security	KNX Security (AES-128) (including Security Proxy)
	Function	KNX Segment Coupler
	Filter Table	Extended filter table for main groups 0-31
	Buffer	2 x 50 telegrams
	Max. APDU Length	233
	Device Model	0x0912
Power	Consumption (main line)	Approx. 5 mA from KNX main line
	Consumption (sub-line)	Approx. 3 mA from KNX sub-line
	Main Line Connection	KNX TP main line connector (Red/Black)
	Sub-Line Connection	KNX TP sub-line connector (Red/Black)



Product Code:
WRKT23505NC

KNX Secure IP Interface

The KNX Secure IP Interface WZ is a compact and powerful interface designed to provide secure access to KNX systems over IP networks. Just 1 module (18 mm) wide, it draws power directly from the KNX line, simplifying panel wiring and planning. Supporting the KNXnet/IP Security (AES-128) standard, it encrypts all ETS programming, remote maintenance, and visualization connections. With support for up to 8 simultaneous tunnel connections, it delivers high performance even in demanding usage scenarios.

Technical Specifications

- **Security:** Encrypted tunneling connections via KNXnet/IP Security (AES-128)
- **Capacity:** Up to 8 simultaneous parallel KNXnet/IP tunnel connections
- **Access:** Secure programming and system management via ETS® over LAN or Internet
- **Protocols:** ARP, ICMP, IGMP, UDP/IP, TCP/IP, DHCP, and Auto IP support
- **Power:** No external adapter required; powered from the KNX line
- **Design:** Ultra-compact DIN rail design, 1 module (18 mm) wide
- **Indicators:** Local LEDs and buttons showing operating status, IP, and KNX communication

Application Scenarios

- **Remote Management:** System integrators connecting securely to projects over the Internet for maintenance and programming
- **Visualization Integration:** Secure integration of third-party SCADA, BMS, or mobile applications into the KNX system
- **Flexible Access:** Multiple users accessing the system simultaneously and securely over the local area network (LAN)



KNX Secure IP Interface Technical Specifications

Category	Feature	Detail
Electrical Safety	Protection Class (per EN 60529)	IP20
CE Compliance	Directives	EMC Directive 2014/30/EU, RoHS Directive 2011/65/EU
	Applicable Standards	EN 63044-3: 2018, EN 63044-5-1: 2019, EN 63044-5-2: 2019, EN 63044-5-3: 2019 EN 61000-6-2: 2019, EN 61000-6-3: 2021 EN 63000: 2018
Environmental Conditions	Operating Temperature	-5 °C ... +45 °C
	Storage Temperature	-25 °C ... +70 °C
	Relative Humidity (non-condensing)	5% ... 93%
Mechanical	Housing Material	Plastic (PC)
	Mounting Type	DIN Rail
	Width	1 Module (18 mm)
	Weight	Approx. 40 g
Controls and Indicators	Buttons and LEDs	2 buttons and 3 multi-color LEDs
	Programming Button	KNX programming button with LED (red)
Ethernet	Speed	100BaseT (100 Mbit/s)
	Supported Protocols	ARP, ICMP, IGMP, UDP/IP, TCP/IP, DHCP, AutoIP
KNX	Communication Medium	TP (Twisted Pair)
	Interface Protocol	cEMI
	Max. APDU Length	55
	Device Model	System B
	Tunnel Capacity	Up to 8 simultaneous KNXnet/IP tunnel connections
	Security	KNXnet/IP Security (AES-128)
Power	Consumption	Approx. 20 mA from KNX bus
Connectors	Bus Connection	KNX bus connector (Red/Black)
	LAN Connection	LAN socket (RJ-45)



Product Code:
WRKT23515NC

KNX Secure IP Router

The KNX Secure IP Router WZ is a high-performance backbone device designed for large-scale and complex KNX projects. It uses the existing LAN (IP) infrastructure to connect different KNX TP lines at high speed and with full security. It supports the KNXnet/IP Security (AES-128) standard for both routing and tunneling functions, enabling a protected bridge between an unsecured KNX TP line and a secure IP backbone. Its extended filter table and 150-telegram buffer guarantee system stability even under the heaviest data traffic.

Technical Specifications

- **Dual Function:** KNXnet/IP Secure Routing and KNXnet/IP Secure Tunneling
- **Backbone Architecture:** Builds a high-speed IP backbone between KNX lines and areas
- **Security:** Full KNX Security (AES-128) support, including the ability to bridge unsecured TP communication to a secure IP backbone
- **Capacity:** Up to 8 simultaneous secure tunnel connections and a buffer of up to 150 telegrams
- **Filtering:** Advanced traffic management via extended filter table for main groups 0-31
- **Power:** No external adapter required; powered from the KNX line
- **Design:** Compact DIN rail design, 1 module (18 mm) wide

Application Scenarios

- **Large-Scale Projects:** Securely connecting different KNX lines over existing IP infrastructure in hotels, hospitals, campuses, and high-rise buildings
- **High-Speed Backbone:** Building a low-latency and reliable communication backbone between lines with heavy telegram traffic
- **Centralized Management:** Consolidating distributed KNX systems under a single IP network for centralized programming and monitoring



KNX Secure IP Router Technical Specifications

Category	Feature	Detail
Electrical Safety	Protection Class (per EN 60529)	IP20
CE Compliance	Directives	EMC Directive 2014/30/EU, RoHS Directive 2011/65/EU
	Applicable Standards	EN 63044-3: 2018, EN 63044-5-1: 2019, EN 63044-5-2: 2019, EN 63044-5-3: 2019 EN 61000-6-2: 2019, EN 61000-6-3: 2021 EN 63000: 2018
Environmental Conditions	Operating Temperature	-5 °C ... +45 °C
	Storage Temperature	-25 °C ... +70 °C
	Relative Humidity (non-condensing)	5% ... 93%
Mechanical	Housing Material	Plastic (PC)
	Mounting Type	DIN Rail
	Width	1 Module (18 mm)
	Weight	Approx. 40 g
Controls and Indicators	Buttons and LEDs	2 buttons and 3 multi-color LEDs
	Programming Button	KNX programming button with LED (red)
Ethernet	Speed	100BaseT (100 Mbit/s)
	Supported Protocols	ARP, ICMP, IGMP, UDP/IP, TCP/IP, DHCP, AutoIP
KNX	Communication Medium	IP/TP
	Interface Protocol	cEMI
	Max. APDU Length	55
	Device Model	0x091A
	Tunnel Capacity	Up to 8 simultaneous KNXnet/IP Tunnel Connections
	Security	KNX Security (AES-128), including Tunneling V2 and Core V2
Power	Consumption	Approx. 20 mA from KNX Bus
Connectors	Bus Connection	KNX Bus connector (Red/Black)
	LAN Connection	LAN socket (RJ-45)



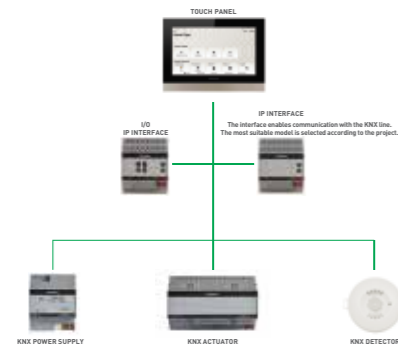
Touch Panel

Advanced control, intuitive interface, modern design. Panasonic Touch Panel serves as the central control point for KNX building automation systems. It allows effortless management of lighting, blinds/shutters, climate control, security, alarm, and scene management from a single screen. With mobile app support, full control of the entire system is available on-site or remotely.



Product Code:
WRKT91115AR

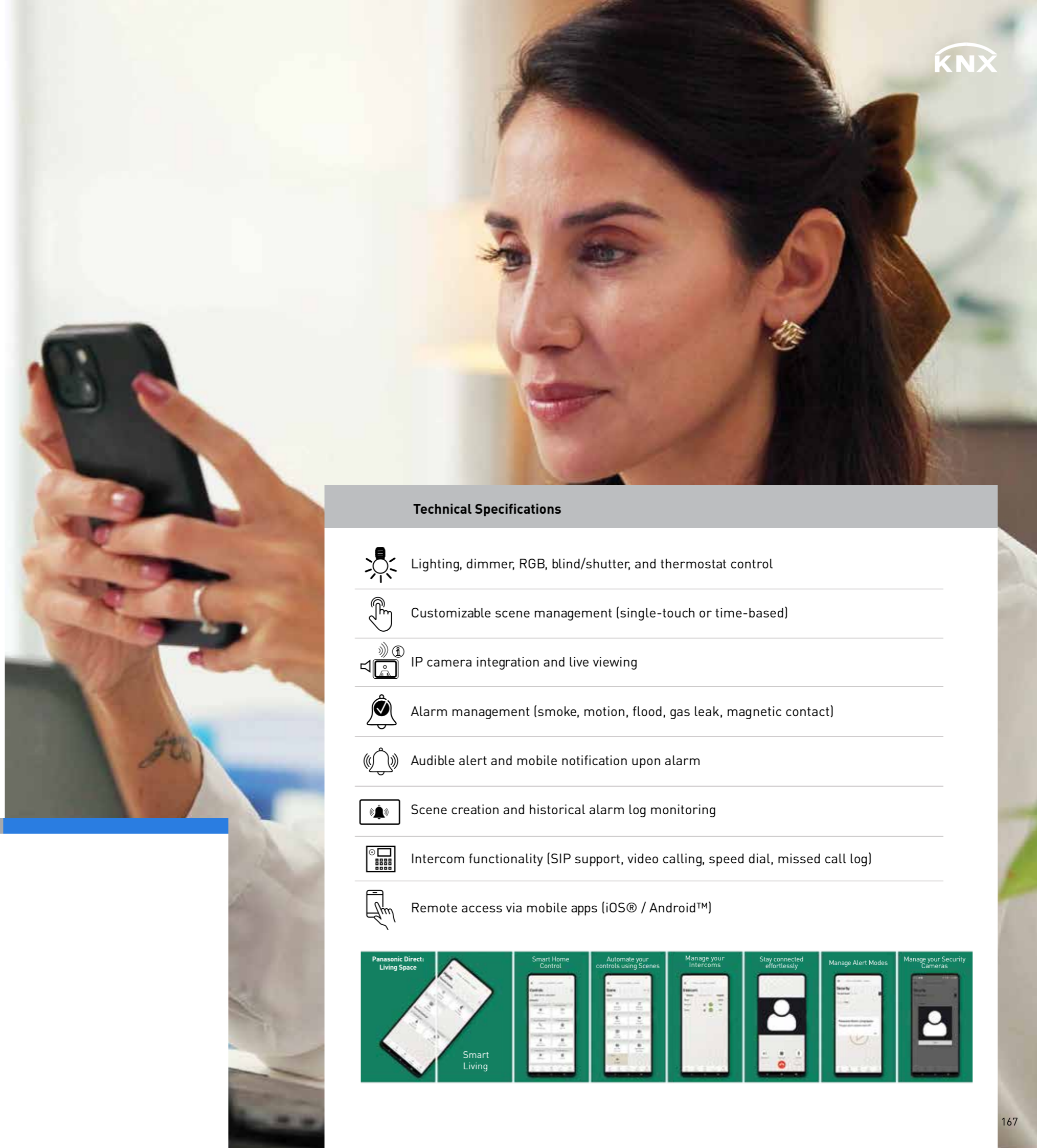
KNX IP Interface Devices



These IP interface devices, fully compatible with the Touch Panel, provide IP connectivity to KNX TP systems and enable the panel to access the KNX line.

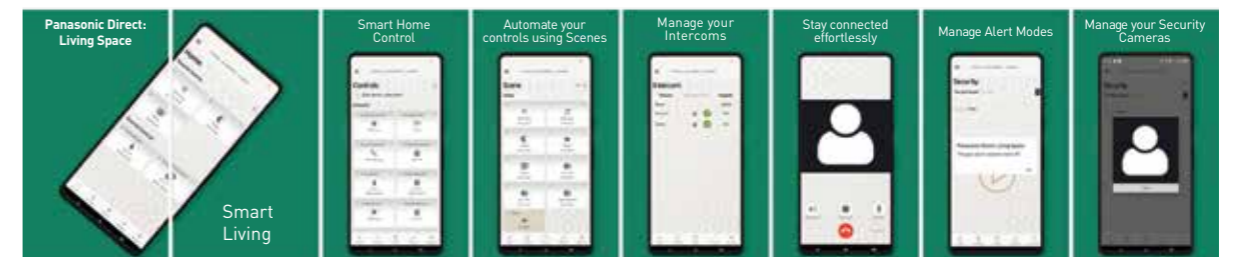
KNX Touch Panel TP110

Advanced control, intuitive interface, modern design.



Technical Specifications

- Lighting, dimmer, RGB, blind/shutter, and thermostat control
- Customizable scene management (single-touch or time-based)
- IP camera integration and live viewing
- Alarm management (smoke, motion, flood, gas leak, magnetic contact)
- Audible alert and mobile notification upon alarm
- Scene creation and historical alarm log monitoring
- Intercom functionality (SIP support, video calling, speed dial, missed call log)
- Remote access via mobile apps (iOS® / Android™)





Product Code:
WRKT92105NC

KNX IP Interface IP100

Used to connect the Touch Panel to the KNX network over IP. Easy installation with a compact design and web interface.



Product Code:
WRKT92115NC

KNX IP Interface I/O IP164

Offers all the features of the IP100 with additional control capability via input and output objects on the KNX network.



Product Code:
WRKT93105AR

KNX Touch Panel Mounting Box MB110

A dedicated mounting box designed for secure and aesthetic flush-mount installation of the TP110 panel.



Common Technical Specifications

- IP connectivity to KNX TP
- KNXnet/IP tunneling function
- 4 IP tunneling connections (each assignable to a separate address)
- IP filtering for tunneling connections
- Parameter configuration and firmware update via web interface
- No external power supply required
- APDU length: 15 bytes
- Supported protocols: KNXnet/IP, DHCP, AutoIP, HTTP, UDP/IP, TCP/IP, ARP, ICMP, IGMP

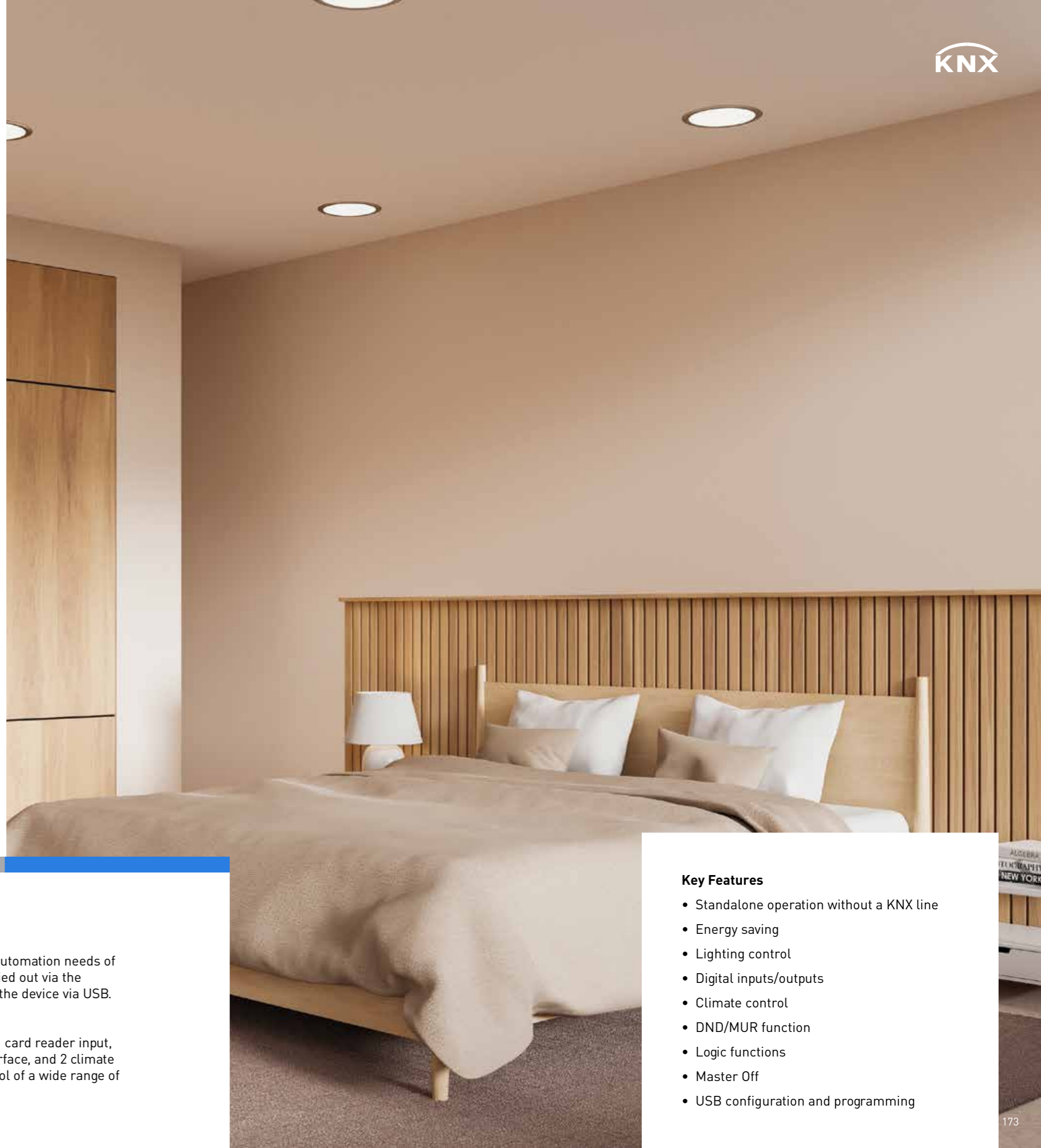


Room Controller

Panasonic Room Controller series is a range of control devices designed specifically for hotel room automation, capable of operating independently without a KNX line. Energy saving, lighting and climate control, blind/shutter control, DND/MUR, and logic functions are all combined in a single compact unit. Configuration and firmware updates are handled easily via USB interface. The RC100 and RC101 models offer user-friendly and flexible solutions for hotel rooms, residential units, and smart offices.



Product Code:
WRKT4100J5NC



Room Controller RC100

Panasonic RC100 is an input/output device capable of meeting the automation needs of a typical hotel room without a KNX line. Room configuration is carried out via the Room Controller Configurator software on a PC and transferred to the device via USB. The USB interface can also be used for firmware updates.

It includes 8 dry contact inputs, 1 motion/presence detector input, 1 card reader input, a 5V power output for detectors and card readers, 1 DND/MUR interface, and 2 climate control interfaces. Load support of 2 A-16 A and 25 A enables control of a wide range of devices and lighting circuits.

Key Features

- Standalone operation without a KNX line
- Energy saving
- Lighting control
- Digital inputs/outputs
- Climate control
- DND/MUR function
- Logic functions
- Master Off
- USB configuration and programming



Product Code:
WRKT4101J5NC

	RC100	RC101
Operating Mode	Standalone (without KNX line)	Standalone (without KNX line)
Configuration	Via USB	Via USB
Programming Tool	Room Controller Configurator	Room Controller Configurator
Inputs/Outputs	8 dry contact inputs / 6 relay outputs	19 dry contact inputs / 2 voltage inputs / 13 relay outputs
Detector Input	1 (motion/presence detector)	1 (motion/presence detector)
Card Reader Input	Yes	Yes
DND/MUR Interface	Yes	Yes
Climate Control Interface	2	2
Outputs	2 A-16 A and 25 A load support	2 A-16 A and 25 A load support
Blind/Shutter Control	No	Yes
AC Motor Control	No	Yes
Mounting Type	DIN Rail	DIN Rail



Room Controller RC101

The RC101 shares the same core architecture as the RC100. With 19 dry contact inputs, wide-range voltage inputs (10–230 V), 13 relay outputs, and blind/shutter control support, it offers a more comprehensive solution. It is suitable for controlling both lighting and motorized blind/shutter systems in hotel rooms.

Its configurable functions for improved energy efficiency and flexible connection options allow different types of devices to be managed within the same system.

Key Features

- Standalone operation without a KNX line
- Wide-range voltage inputs (10–230 V)
- Lighting and blind/shutter (AC) control
- Digital inputs/outputs
- Climate control
- DND/MUR function
- Logic functions
- Master Off
- USB configuration and programming

Application Areas

Hotel rooms	Smart offices
Luxury residential units and residences	Energy efficiency and comfort control across projects



Panasonic Electric Works Elektrik San. ve Tic. A.Ş.

Abdurrahmangazi Mah. Ebubekir Cad. No: 44 34887 Sancaktepe İstanbul / Türkiye
T: +90 (216) 564 55 55 F: +90 (216) 564 55 44 ewtr.panasonic.com info@trpanasonic.com